

Incident Response with Apparatus and Personnel Counts

Date Range: 4/1/2017 - 4/30/2017



<u>Number</u>	<u>Incident Type</u>	<u>District</u>	<u>Station</u>	<u>Mutual Aid?</u>	<u>Mutual Aid Description</u>	<u>Response Time (Mins)</u>	<u># Personnel</u>	<u># Apparatus</u>
04/01/17								
0000143	311-Medical Assist, Assist Ems Crew	ESD 8	2	N	None	9	3	2
04/02/17								
0000144	6113-Stand By For Leon Springs	ESD 4	4	Y	Stand By For Leon Springs	N/A	2	1
0000145	6112-Canceled Enroute	ESD 4	4	N	Automatic Aid Given	N/A	6	2
0000146	6114-Stand By For Helotes	Helotes	4	Y	Stand By For Helotes	N/A	3	1
0000147	531-Smoke Or Odor Removal	ESD 4	3	N	Automatic Aid Received	15	3	2
04/03/17								
0000150	733-Smoke Detector Activation Due To Malfunction	ESD 8	2	N	Automatic Aid Received	15	2	1
0000151	311-Medical Assist, Assist Ems Crew	ESD 8	2	N	None	12	2	1
04/05/17								
0000152	6113-Stand By For Leon Springs	ESD 8	4	Y	Stand By For Leon Springs	N/A	3	1
04/06/17								
0000153	6112-Canceled Enroute	ESD 4	4	N	Automatic Aid Given	N/A	3	1
0000154	311-Medical Assist, Assist Ems Crew	ESD 8	2	N	None	11	3	2
04/07/17								
0000155	6113-Stand By For Leon Springs	ESD 4	4	Y	Stand By For Leon Springs	N/A	2	1
0000156	6112-Canceled Enroute	ESD 7	4	N	Automatic Aid Given	N/A	3	1
04/08/17								
0000157	6115-Stand By For D7Fr	ESD 7	4	Y	Stand By For D7Fr	N/A	4	2
0000158	900-Fire Prevention	ESD 8	3	N	None	1	2	1
0000159	324-Motor Vehicle Accident With No Injuries	ESD 8	2	N	None	8	4	2
04/09/17								
0000160	6113-Stand By For Leon Springs	ESD 4	4	Y	Stand By For Leon Springs	N/A	4	1
0000161	311-Medical Assist, Assist Ems Crew	ESD 8	2	N	None	13	2	1
0000162	311-Medical Assist, Assist Ems Crew	ESD 8	3	N	None	10	3	2
04/10/17								
0000163	6117-Medical - Cancelled On Scene	COGF	1	N	None	N/A	3	1
0000164	6113-Stand By For Leon Springs	ESD 4	4	Y	Stand By For Leon Springs	N/A	4	1
0000165	611-Dispatched & Cancelled En Route	ESD 8	3	N	Automatic Aid Received	N/A	4	2

Incident Response with Apparatus and Personnel Counts

Date Range: 4/1/2017 - 4/30/2017



<u>Number</u>	<u>Incident Type</u>	<u>District</u>	<u>Station</u>	<u>Mutual Aid?</u>	<u>Mutual Aid Description</u>	<u>Response Time (Mins)</u>	<u># Personnel</u>	<u># Apparatus</u>
04/11/17								
0000166	311-Medical Assist, Assist Ems Crew	ESD 8	1	N	None	10	3	2
0000167	6113-Stand By For Leon Springs	ESD 4	4	Y	Stand By For Leon Springs	N/A	3	1
0000168	611-Dispatched & Cancelled En Route	ESD 4	4	N	Automatic Aid Given	N/A	4	1
04/12/17								
0000169	6113-Stand By For Leon Springs	ESD 4	4	Y	Stand By For Leon Springs	N/A	2	1
04/13/17								
0000170	631-Authorized Controlled Burning	ESD 4	4	Y	Other Aid Given	7	4	2
04/14/17								
0000171	131-Passenger Vehicle Fire	ESD 8	2	N	None	7	3	3
0000172	412-Gas Leak (Natural Gas Or Lpg)	ESD 8	3	N	None	12	2	1
04/15/17								
0000173	151-Outside Rubbish, Trash Or Waste Fire	ESD 8	2	N	None	12	4	3
04/16/17								
0000174	6113-Stand By For Leon Springs	ESD 4	4	Y	Stand By For Leon Springs	N/A	2	1
0000175	311-Medical Assist, Assist Ems Crew	ESD 8	3	N	None	17	2	1
04/18/17								
0000176	900-Fire Prevention	COGF	1	N	None	0	2	1
0000177	6113-Stand By For Leon Springs	ESD 4	4	Y	Stand By For Leon Springs	N/A	4	2
0000178	311-Medical Assist, Assist Ems Crew	ESD 8	2	N	None	10	3	1
04/19/17								
0000179	900-Fire Prevention	ESD 8	4	N	Assist Fire Marshall Office	45	1	1
04/20/17								
0000180	311-Medical Assist, Assist Ems Crew	ESD 8	2	N	None	8	2	1
0000181	611-Dispatched & Cancelled En Route	ESD 8	1	N	None	N/A	2	1
04/21/17								
0000182	6113-Stand By For Leon Springs	ESD 4	4	Y	Stand By For Leon Springs	N/A	2	1
0000183	132-Road Freight Or Transport Vehicle Fire	ESD 4	4	Y	Mutual Aid Given	7	3	1
0000184	113-Cooking Fire, Confined To Container	ESD 7	4	Y	Mutual Aid Given	3	3	1

Incident Response with Apparatus and Personnel Counts

Date Range: 4/1/2017 - 4/30/2017

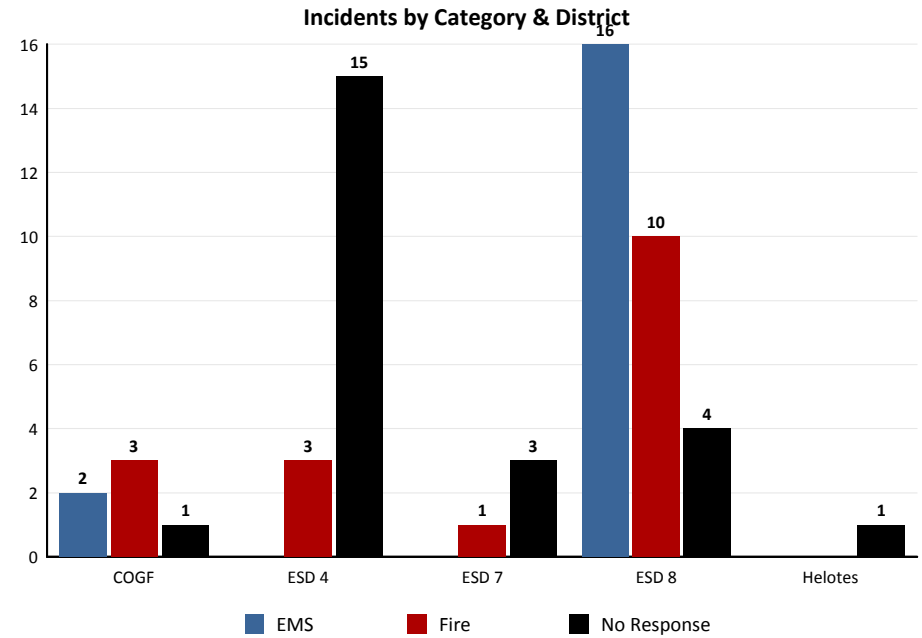
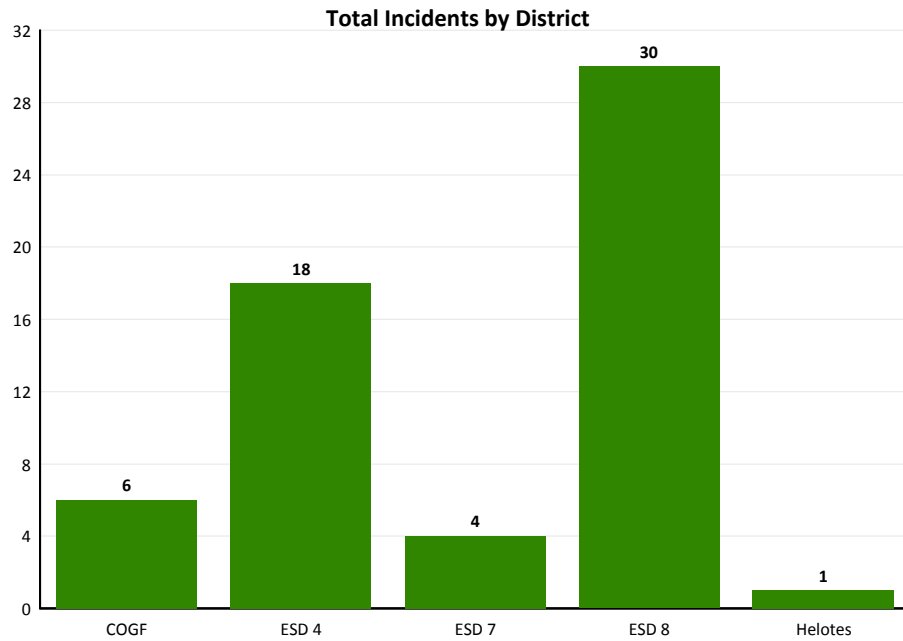


<u>Number</u>	<u>Incident Type</u>	<u>District</u>	<u>Station</u>	<u>Mutual Aid?</u>	<u>Mutual Aid Description</u>	<u>Response Time (Mins)</u>	<u># Personnel</u>	<u># Apparatus</u>
04/22/17								
0000185	311-Medical Assist, Assist Ems Crew	ESD 8	2	N	None	14	3	2
0000186	6113-Stand By For Leon Springs	ESD 4	4	Y	Stand By For Leon Springs	N/A	3	1
04/23/17								
0000187	611-Dispatched & Cancelled En Route	ESD 4	4	N	Automatic Aid Given	N/A	3	1
0000188	311-Medical Assist, Assist Ems Crew	ESD 8	2	N	None	15	2	1
0000189	311-Medical Assist, Assist Ems Crew	ESD 8	1	N	None	9	2	1
04/24/17								
0000190	6112-Canceled Enroute	ESD 7	4	N	Automatic Aid Given	N/A	3	1
04/25/17								
0000191	5530-Public Service- Lift Assist	ESD 8	1	N	None	4	2	1
0000192	511-Lock-Out	ESD 8	2	N	None	14	2	1
0000193	311-Medical Assist, Assist Ems Crew	ESD 8	1	N	None	11	4	3
0000194	511-Lock-Out	COGF	1	N	None	2	4	2
0000195	900-Fire Prevention	ESD 8	2	N	None	0	2	1
04/26/17								
0000196	611-Dispatched & Cancelled En Route	ESD 8	1	N	Automatic Aid Received	N/A	3	1
0000197	611-Dispatched & Cancelled En Route	ESD 4	4	N	Automatic Aid Given	N/A	4	1
04/27/17								
0000198	3110-Medical Call - No Patient	COGF	1	N	None	3	5	2
04/28/17								
0000199	900-Fire Prevention	COGF	1	N	None	0	3	1
0000200	311-Medical Assist, Assist Ems Crew	ESD 8	2	N	None	3	3	3
0000201	900-Fire Prevention	ESD 8	2	N	None	0	2	1
04/29/17								
0000202	311-Medical Assist, Assist Ems Crew	COGF	3	N	None	13	3	1
0000203	311-Medical Assist, Assist Ems Crew	ESD 8	2	N	None	10	2	1

Total Incidents for the Date Range: 4/1/2017 - 4/30/2017 = 59

Incident Response with Apparatus and Personnel Counts

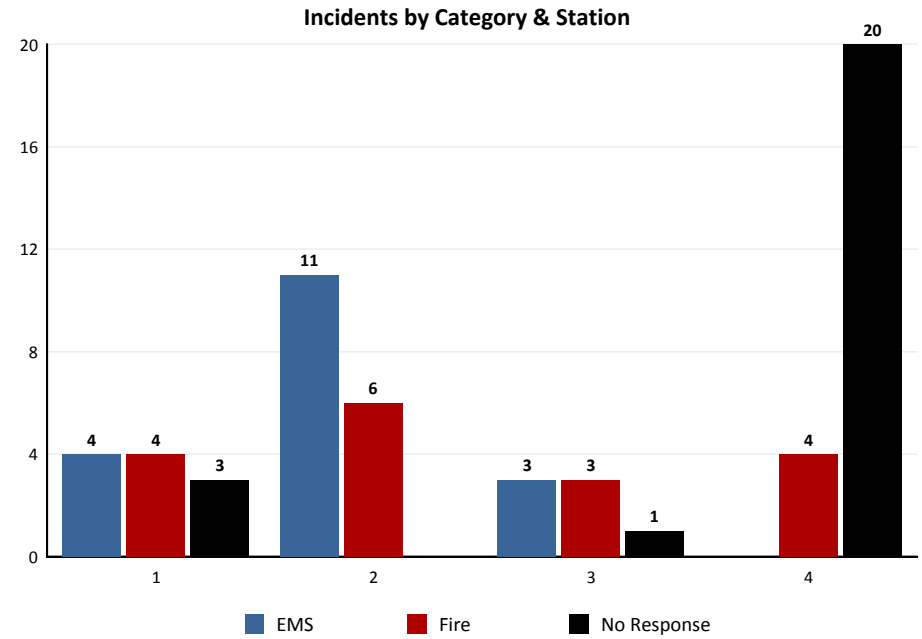
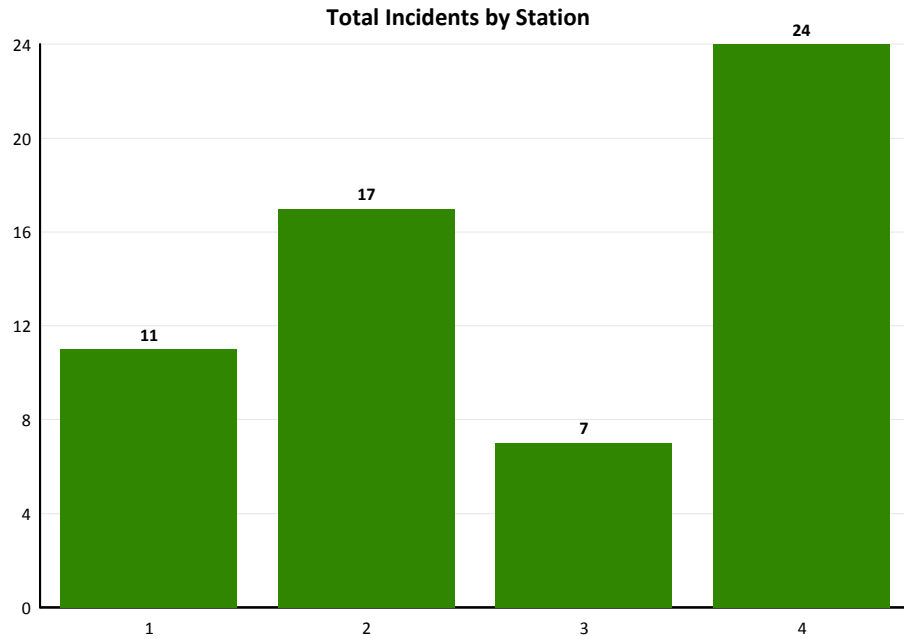
Date Range: 4/1/2017 - 4/30/2017



District	Average Response Time (Mins)	Average # Personnel	Average # Apparatus
COGF	3.60	3.33	1.33
ESD 4	9.67	3.22	1.22
ESD 7	3.00	3.25	1.25
ESD 8	10.77	2.57	1.30
Helotes	N/A	3.00	1.00

Incident Response with Apparatus and Personnel Counts

Date Range: 4/1/2017 - 4/30/2017



Station	Average Response Time (Mins)	Average # Personnel	Average # Apparatus
1	4.88	3.00	1.27
2	9.47	2.59	1.35
3	11.33	2.71	1.43
4	15.50	3.13	1.17