

Incident Response with Apparatus and Personnel Counts

Date Range: 8/1/2016 - 8/31/2016



<u>Number</u>	<u>Incident Type</u>	<u>District</u>	<u>Mutual Aid?</u>	<u>Mutual Aid Description</u>	<u>Response Time (Mins)</u>	<u># Personnel</u>	<u># Apparatus</u>
08/01/16							
0000332	6115-Stand By For D7Fr	ESD 7	Y	Stand By For D7Fr	N/A	2	1
08/02/16							
0000333	6113-Stand By For Leon Springs	ESD 4	Y	Stand By For Leon Springs	N/A	2	1
08/03/16							
0000334	311-Medical Assist, Assist Ems Crew	ESD 8	N	None	9	3	2
0000335	311-Medical Assist, Assist Ems Crew	ESD 8	N	None	3	3	2
0000336	111-Building Fire	ESD 7	N	Automatic Aid Given	6	3	1
0000337	143-Grass Fire	ESD 7	Y	Mutual Aid Given	10	2	1
08/04/16							
0000338	9001-Fire Prevention	FMO	N	None	20	1	1
08/05/16							
0000339	6113-Stand By For Leon Springs	ESD 4	Y	Stand By For Leon Springs	N/A	3	1
0000340	6115-Stand By For D7Fr	ESD 7	Y	Stand By For D7Fr	N/A	3	1
0000341	6113-Stand By For Leon Springs	ESD 4	Y	Stand By For Leon Springs	N/A	3	1
08/06/16							
0000342	715-Local Alarm System, Malicious False Alarm	ESD 8	N	Automatic Aid Received	10	2	1
0000343	311-Medical Assist, Assist Ems Crew	ESD 8	N	None	4	3	1
0000344	6113-Stand By For Leon Springs	ESD 4	Y	Stand By For Leon Springs	N/A	3	1
08/07/16							
0000345	6113-Stand By For Leon Springs	ESD 4	Y	Stand By For Leon Springs	N/A	2	1
0000346	311-Medical Assist, Assist Ems Crew	ESD 8	N	None	15	2	1
08/08/16							
0000347	6113-Stand By For Leon Springs	ESD 4	Y	Stand By For Leon Springs	N/A	2	1
08/09/16							
0000348	550-Public Service Assistance, Other	COGF	N	None	1	4	1
0000349	6110-Medical- Cancelled En Route	ESD 8	N	None	N/A	5	2

Incident Response with Apparatus and Personnel Counts

Date Range: 8/1/2016 - 8/31/2016



<u>Number</u>	<u>Incident Type</u>	<u>District</u>	<u>Mutual Aid?</u>	<u>Mutual Aid Description</u>	<u>Response Time (Mins)</u>	<u># Personnel</u>	<u># Apparatus</u>
08/10/16							
0000350	6113-Stand By For Leon Springs	ESD 4	N	Automatic Aid Given	N/A	3	1
0000351	6113-Stand By For Leon Springs	ESD 4	Y	Stand By For Leon Springs	N/A	3	2
0000352	611-Dispatched & Cancelled En Route	ESD 4	N	Automatic Aid Given	N/A	3	1
0000353	140-Natural Vegetation Fire, Other	ESD 8	N	None	17	3	2
08/12/16							
0000354	143-Grass Fire	COGF	N	None	4	2	2
08/13/16							
0000355	311-Medical Assist, Assist Ems Crew	ESD 8	N	None	14	2	1
0000356	311-Medical Assist, Assist Ems Crew	ESD 7	Y	Mutual Aid Given	9	3	1
0000357	6113-Stand By For Leon Springs	ESD 4	Y	Stand By For Leon Springs	N/A	2	1
0000358	311-Medical Assist, Assist Ems Crew	COGF	N	None	6	2	1
08/15/16							
0000359	311-Medical Assist, Assist Ems Crew	COGF	N	None	14	2	2
0000360	611-Dispatched & Cancelled En Route	ESD 4	N	Automatic Aid Given	N/A	3	1
08/16/16							
0000361	6110-Medical- Cancelled En Route	ESD 8	N	None	N/A	2	1
0000362	611-Dispatched & Cancelled En Route	ESD 4	N	Automatic Aid Given	N/A	5	2
08/17/16							
0000363	9001-Fire Prevention	FMO	N	Assist Fire Marshall Office	32	3	1
0000364	6113-Stand By For Leon Springs	ESD 4	Y	Stand By For Leon Springs	N/A	2	1
08/18/16							
0000365	118-Trash Or Rubbish Fire, Contained	ESD 4	N	Automatic Aid Given	9	2	1
0000366	322-Vehicle Accident With Injuries	ESD 8	N	None	15	2	1
08/21/16							
0000367	6113-Stand By For Leon Springs	ESD 4	Y	Stand By For Leon Springs	N/A	3	1

Incident Response with Apparatus and Personnel Counts

Date Range: 8/1/2016 - 8/31/2016

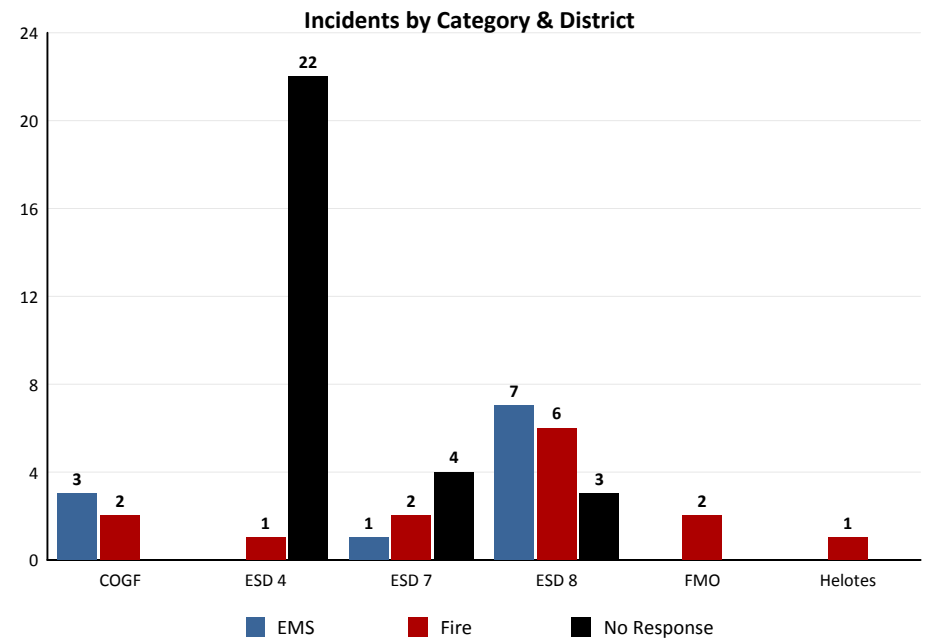
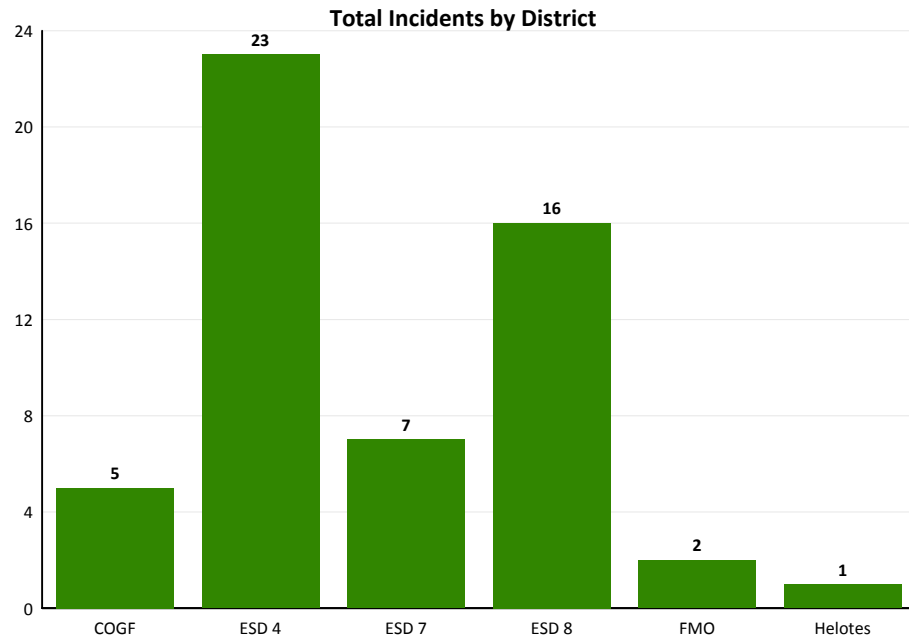


Number	Incident Type	District	Mutual Aid?	Mutual Aid Description	Response Time (Mins)	# Personnel	# Apparatus
08/22/16							
0000368	6112-Canceled Enroute	ESD 7	N	Automatic Aid Given	N/A	4	2
0000369	6113-Stand By For Leon Springs	ESD 4	Y	Stand By For Leon Springs	N/A	4	1
0000370	6113-Stand By For Leon Springs	ESD 4	Y	Stand By For Leon Springs	N/A	4	1
0000371	6113-Stand By For Leon Springs	ESD 4	Y	Stand By For Leon Springs	N/A	5	1
08/23/16							
0000372	311-Medical Assist, Assist Ems Crew	ESD 8	N	None	12	4	1
0000373	5530-Public Service- Lift Assist	ESD 8	N	None	14	2	1
08/24/16							
0000374	6113-Stand By For Leon Springs	ESD 4	N	Automatic Aid Given	N/A	2	1
0000375	6113-Stand By For Leon Springs	ESD 4	Y	Stand By For Leon Springs	N/A	2	1
0000376	730-System Malfunction, Other	ESD 8	N	Automatic Aid Received	15	4	2
0000377	400-Hazardous Condition, Other	ESD 8	N	None	10	2	1
08/25/16							
0000378	6113-Stand By For Leon Springs	ESD 4	Y	Stand By For Leon Springs	N/A	2	1
0000379	6113-Stand By For Leon Springs	ESD 4	N	None	N/A	4	1
08/26/16							
0000380	6112-Canceled Enroute	ESD 8	N	Automatic Aid Received	N/A	2	1
08/27/16							
0000381	9001-Fire Prevention	Helotes	N	None	3	6	2
08/29/16							
0000382	6113-Stand By For Leon Springs	ESD 4	Y	Stand By For Leon Springs	N/A	2	1
0000383	6115-Stand By For D7Fr	ESD 7	N	Automatic Aid Given	N/A	3	1
08/30/16							
0000384	7001-Medical Alarm - False Activation	ESD 8	N	None	9	4	2
08/31/16							
0000385	311-Medical Assist, Assist Ems Crew	COGF	N	None	1	2	1

Total Incidents for the Date Range: 8/1/2016 - 8/31/2016 = 54

Incident Response with Apparatus and Personnel Counts

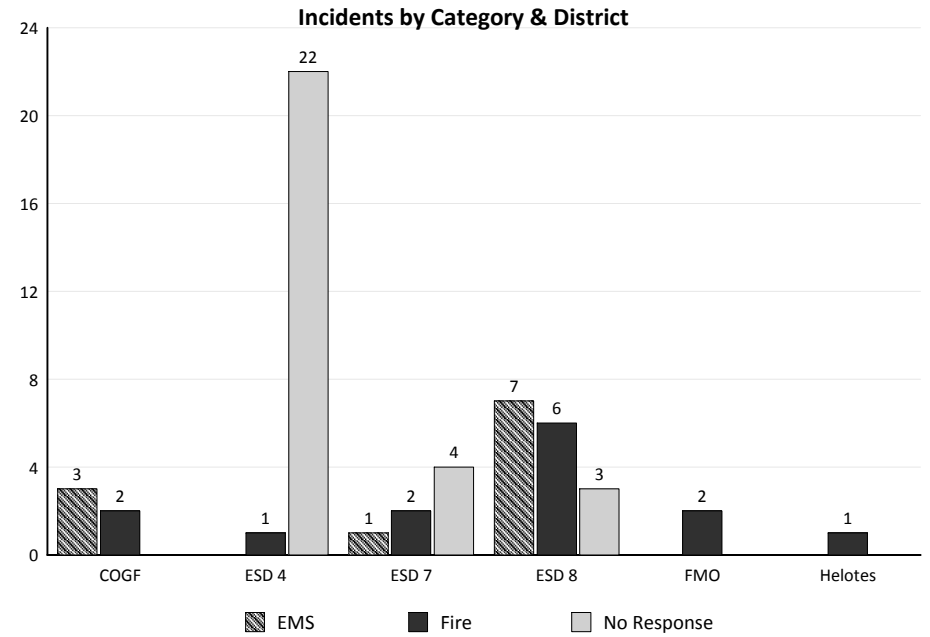
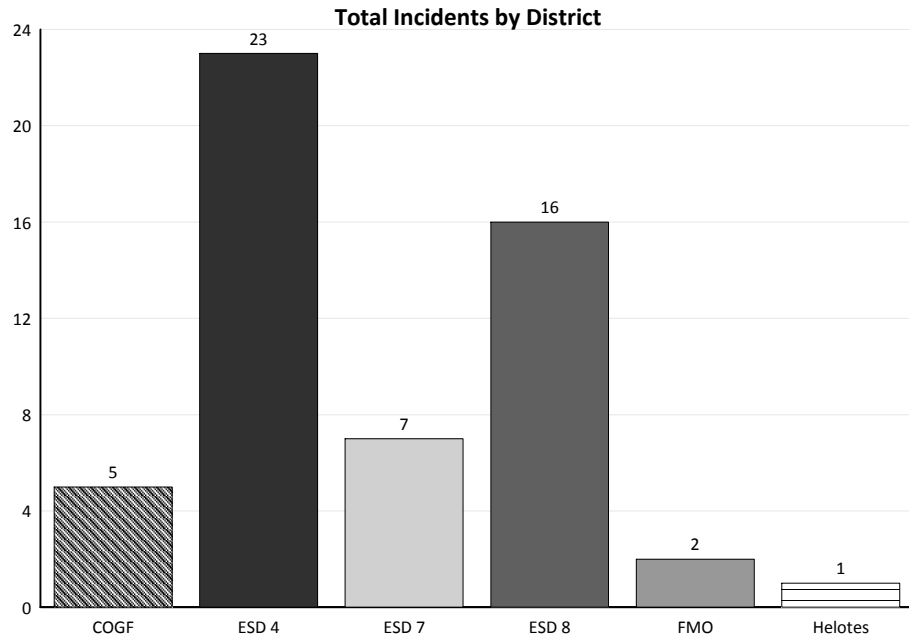
Date Range: 8/1/2016 - 8/31/2016



District	Average Response Time (Mins)	Average # Personnel	Average # Apparatus
COGF	5.20	2.40	1.20
ESD 4	9.00	2.87	1.04
ESD 7	8.33	2.86	1.14
ESD 8	11.31	2.81	1.38
FMO	26.00	2.00	1.00
Helotes	3.00	6.00	2.00

Incident Response with Apparatus and Personnel Counts

Date Range: 8/1/2016 - 8/31/2016



District	Average Response Time (Mins)	Average # Personnel	Average # Apparatus
COGF	5.20	2.40	1.20
ESD 4	9.00	2.87	1.04
ESD 7	8.33	2.86	1.14
ESD 8	11.31	2.81	1.38
FMO	26.00	2.00	1.00
Helotes	3.00	6.00	2.00