

Incident Response with Apparatus and Personnel Counts

Date Range: 8/1/2017 - 8/31/2017



<u>Number</u>	<u>Incident Type</u>	<u>District</u>	<u>Station</u>	<u>Mutual Aid?</u>	<u>Mutual Aid Description</u>	<u>Response Time (Mins)</u>	<u># Personnel</u>	<u># Apparatus</u>
08/02/17								
0000353	6115-Stand By For D7Fr	ESD 7	4	Y	Stand By For D7Fr	N/A	4	1
0000354	131-Passenger Vehicle Fire	ESD 4	4	Y	Mutual Aid Given	5	2	2
0000355	311-Medical Assist, Assist Ems Crew	ESD 8	2	N	None	11	7	3
0000356	6113-Stand By For Leon Springs	ESD 4	4	Y	Stand By For Leon Springs	N/A	3	1
08/03/17								
0000357	444-Power Line Down	ESD 8	2	N	None	7	1	1
08/05/17								
0000358	311-Medical Assist, Assist Ems Crew	ESD 8	2	N	None	13	4	1
08/06/17								
0000359	631-Authorized Controlled Burning	ESD 8	2	N	None	8	2	2
08/07/17								
0000360	6113-Stand By For Leon Springs	ESD 4	4	Y	Stand By For Leon Springs	N/A	2	1
0000361	6115-Stand By For D7Fr	ESD 7	4	Y	Stand By For D7Fr	N/A	2	1
0000362	111-Building Fire	ESD 7	4	N	Automatic Aid Given	11	0	1
0000363	111-Building Fire	Helotes	4	N	Automatic Aid Given	11	5	2
0000364	6116-Stand By For Bc2Fr	ESD 2	4	Y	Stand By For Other	N/A	2	1
0000365	111-Building Fire	ESD 2	4	N	Automatic Aid Given	3	8	3
0000366	700-False Alarm Or False Call, Other	ESD 8	3	N	Automatic Aid Received	15	0	1
0000367	151-Outside Rubbish, Trash Or Waste Fire	ESD 7	4	Y	Mutual Aid Given	8	3	1
0000368	900-Fire Prevention	ESD 8	2	N	Assist Fire Marshall Office	0	2	1
0000369	900-Fire Prevention	ESD 8	2	N	Assist Fire Marshall Office	22	2	1
0000370	6113-Stand By For Leon Springs	ESD 4	4	Y	Stand By For Leon Springs	N/A	4	1
0000371	6115-Stand By For D7Fr	ESD 7	4	Y	Stand By For D7Fr	N/A	4	1
0000372	143-Grass Fire	ESD 7	4	Y	Stand By For D7Fr	7	2	1
08/09/17								
0000373	311-Medical Assist, Assist Ems Crew	ESD 8	2	N	None	12	2	1
0000374	9002-Mutual Aid - Training	COGF	1	N	None	0	2	1
0000375	6113-Stand By For Leon Springs	ESD 4	4	Y	Stand By For Leon Springs	N/A	6	2
08/10/17								
0000376	6113-Stand By For Leon Springs	ESD 4	4	Y	Stand By For Leon Springs	N/A	2	1

Incident Response with Apparatus and Personnel Counts

Date Range: 8/1/2017 - 8/31/2017



<u>Number</u>	<u>Incident Type</u>	<u>District</u>	<u>Station</u>	<u>Mutual Aid?</u>	<u>Mutual Aid Description</u>	<u>Response Time (Mins)</u>	<u># Personnel</u>	<u># Apparatus</u>
08/12/17								
0000377	611-Dispatched & Cancelled En Route	ESD 8	4	N	Automatic Aid Given	N/A	2	1
0000378	311-Medical Assist, Assist Ems Crew	ESD 8	1	N	None	4	2	1
0000379	6113-Stand By For Leon Springs	ESD 4	4	Y	Stand By For Leon Springs	N/A	2	1
08/15/17								
0000380	111-Building Fire	ESD 5	4	Y	Mutual Aid Given	12	3	1
0000381	611-Dispatched & Cancelled En Route	ESD 4	4	N	Automatic Aid Given	N/A	2	1
08/17/17								
0000382	311-Medical Assist, Assist Ems Crew	ESD 8	1	N	None	4	3	2
08/20/17								
0000383	311-Medical Assist, Assist Ems Crew	COGF	1	N	None	2	3	1
0000384	111-Building Fire	COGF	1	N	Automatic Aid Received	1	6	3
0000385	311-Medical Assist, Assist Ems Crew	COGF	1	N	None	0	4	1
0000386	311-Medical Assist, Assist Ems Crew	COGF	1	N	None	0	4	1
08/21/17								
0000387	142-Brush, Or Brush And Grass Mixture Fire	ESD 8	2	N	None	10	4	2
0000388	611-Dispatched & Cancelled En Route	ESD 8	2	N	None	N/A	2	1
0000389	611-Dispatched & Cancelled En Route	ESD 8	2	N	None	N/A	2	1
08/22/17								
0000390	311-Medical Assist, Assist Ems Crew	ESD 8	2	N	None	13	5	2
08/23/17								
0000391	553-Public Service	ESD 8	3	N	None	0	8	3
0000392	611-Dispatched & Cancelled En Route	ESD 4	4	N	Automatic Aid Given	N/A	8	3
08/24/17								
0000393	6113-Stand By For Leon Springs	ESD 4	4	Y	Stand By For Leon Springs	N/A	3	1
0000394	733-Smoke Detector Activation Due To Malfunction	ESD 8	1	N	Automatic Aid Received	9	2	1
08/25/17								
0000395	500-Service Call, Other	COGF	1	N	None	0	2	1
0000396	736-Co Detector Activation Due To Malfunction	ESD 8	3	N	None	13	4	1
0000397	6113-Stand By For Leon Springs	ESD 4	4	Y	Stand By For Leon Springs	N/A	4	1

Incident Response with Apparatus and Personnel Counts

Date Range: 8/1/2017 - 8/31/2017

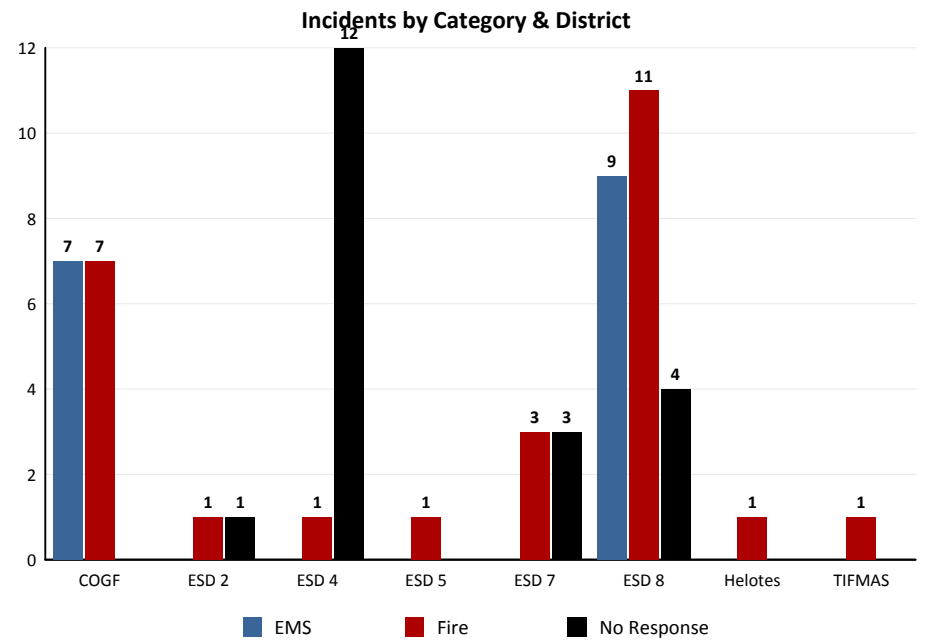
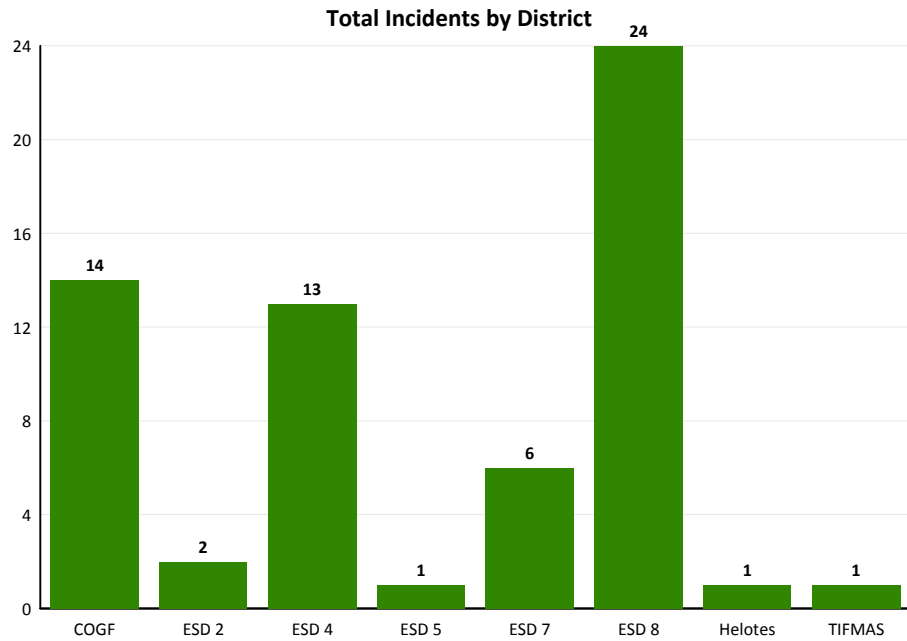


<u>Number</u>	<u>Incident Type</u>	<u>District</u>	<u>Station</u>	<u>Mutual Aid?</u>	<u>Mutual Aid Description</u>	<u>Response Time (Mins)</u>	<u># Personnel</u>	<u># Apparatus</u>
08/26/17								
0000398	311-Medical Assist, Assist Ems Crew	ESD 8	1	N	None	9	6	2
0000399	520-Water Problem, Other	COGF	1	N	None	12	2	1
0000400	440-Electrical Wiring/Equipment Problem, Other	COGF	1	N	None	2	2	1
0000401	551-Assist Police Or Other Governmental Agency	COGF	1	N	None	0	2	1
08/27/17								
0000402	440-Electrical Wiring/Equipment Problem, Other	COGF	1	N	None	6	2	1
0000403	311-Medical Assist, Assist Ems Crew	COGF	1	N	None	5	4	1
0000404	151-Outside Rubbish, Trash Or Waste Fire	ESD 8	2	N	None	8	8	3
0000405	813-Wind Storm, Tornado/Hurricane Assessment	TIFMAS	4	Y	Mutual Aid Given	366	3	1
08/28/17								
0000406	6113-Stand By For Leon Springs	ESD 4	4	Y	Stand By For Leon Springs	N/A	5	1
0000407	311-Medical Assist, Assist Ems Crew	COGF	1	N	None	4	2	1
08/29/17								
0000408	6113-Stand By For Leon Springs	ESD 4	4	Y	Stand By For Leon Springs	N/A	5	1
08/30/17								
0000410	5530-Public Service- Lift Assist	ESD 8	1	N	None	3	2	1
0000411	321-Ems Call, Excluding Vehicle Accident With Injury	ESD 8	2	N	None	11	3	1
0000412	324-Motor Vehicle Accident With No Injuries	ESD 8	1	Y	Mutual Aid Received	7	5	2
0000413	311-Medical Assist, Assist Ems Crew	COGF	1	N	None	7	2	1
08/31/17								
0000414	611-Dispatched & Cancelled En Route	ESD 8	2	N	None	N/A	2	1
0000415	321-Ems Call, Excluding Vehicle Accident With Injury	COGF	1	N	None	4	5	2

Total Incidents for the Date Range: 8/1/2017 - 8/31/2017 = 62

Incident Response with Apparatus and Personnel Counts

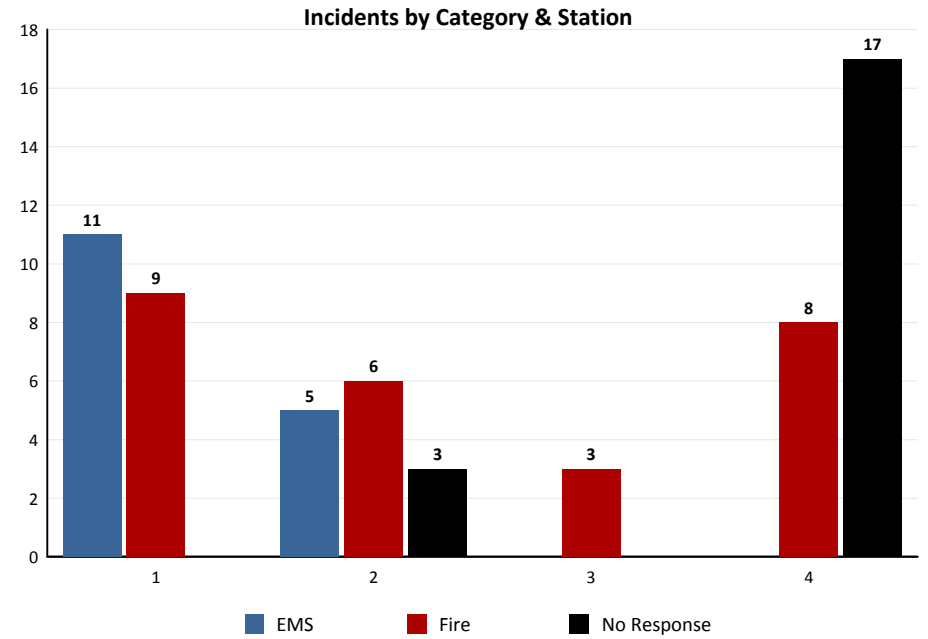
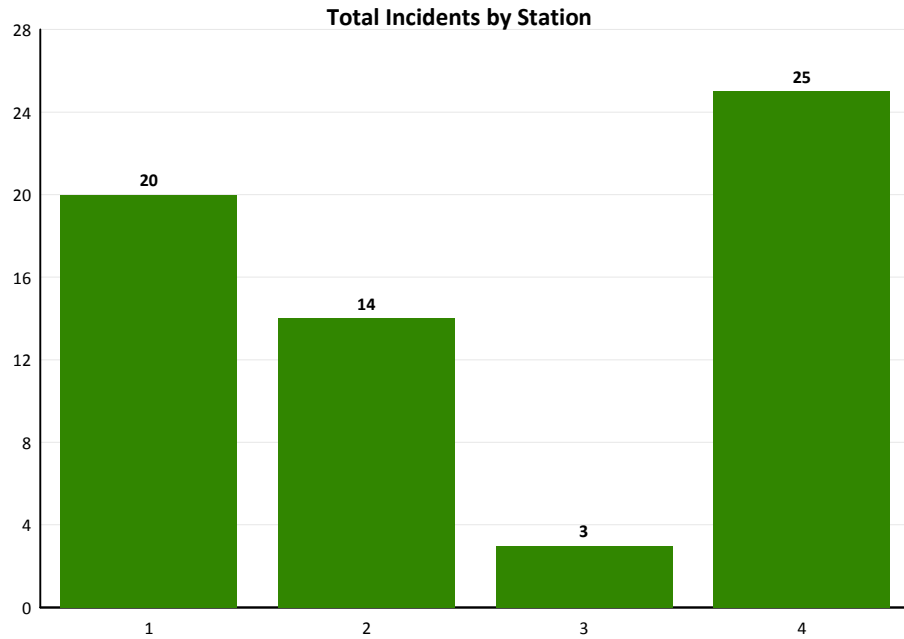
Date Range: 8/1/2017 - 8/31/2017



District	Average Response Time (Mins)	Average # Personnel	Average # Apparatus
COGF	3.07	3.00	1.21
ESD 2	3.00	5.00	2.00
ESD 4	5.00	3.69	1.31
ESD 5	12.00	3.00	1.00
ESD 7	8.67	2.50	1.00
ESD 8	8.95	3.33	1.50
Helotes	11.00	5.00	2.00
TIFMAS	366.00	3.00	1.00

Incident Response with Apparatus and Personnel Counts

Date Range: 8/1/2017 - 8/31/2017



Station	Average Response Time (Mins)	Average # Personnel	Average # Apparatus
1	3.95	3.10	1.30
2	10.45	3.29	1.50
3	9.33	4.00	1.67
4	52.88	3.44	1.28