

Incident Response with Apparatus and Personnel Counts

Date Range: 4/1/2018 - 4/30/2018



<u>Number</u>	<u>Incident Type</u>	<u>District</u>	<u>Station</u>	<u>Mutual Aid?</u>	<u>Mutual Aid Description</u>	<u>Response Time (Mins)</u>	<u># Personnel</u>	<u># Apparatus</u>
04/02/18								
0000118	311-Medical Assist, Assist Ems Crew	ESD 8	2	N	None	10	2	1
04/03/18								
0000119	311-Medical Assist, Assist Ems Crew	ESD 8	2	N	None	9	4	2
04/04/18								
0000120	900-Fire Prevention	ESD 8	2	N	Assist Fire Marshall Office	16	0	1
0000121	600-Good Intent Call, Other	COGF	1	N	None	0	2	1
0000122	600-Good Intent Call, Other	COGF	1	N	None	0	2	1
04/05/18								
0000123	6113-Stand By For Leon Springs	ESD 4	4	Y	Stand By For Leon Springs	N/A	2	1
0000124	311-Medical Assist, Assist Ems Crew	ESD 8	2	N	None	12	3	1
0000125	511-Lock-Out	COGF	1	N	None	0	3	1
04/06/18								
0000126	6113-Stand By For Leon Springs	ESD 4	4	Y	Stand By For Leon Springs	N/A	3	1
04/07/18								
0000127	5530-Public Service- Lift Assist	ESD 8	1	N	None	8	2	1
0000128	324-Motor Vehicle Accident With No Injuries	ESD 8	1	N	None	7	1	1
0000129	571-Cover Assignment, Standby, Moveup	ESD 4	4	N	Automatic Aid Given	7	2	1
0000130	6113-Stand By For Leon Springs	ESD 4	4	Y	Stand By For Leon Springs	N/A	2	1
04/09/18								
0000131	6113-Stand By For Leon Springs	ESD 4	4	N	Automatic Aid Given	N/A	4	1
0000132	6110-Medical- Cancelled En Route	ESD 8	2	N	None	N/A	3	1
04/12/18								
0000133	6113-Stand By For Leon Springs	ESD 4	4	Y	Stand By For Leon Springs	N/A	3	1
0000134	6113-Stand By For Leon Springs	ESD 4	4	Y	Stand By For Leon Springs	N/A	3	1
04/13/18								
0000135	6113-Stand By For Leon Springs	ESD 4	4	Y	Stand By For Leon Springs	N/A	3	1
0000136	6119-Dispatched - Diverted To Mutal Aid	ESD 12	4	Y	Other Aid Given	N/A		0
04/14/18								
0000137	140-Natural Vegetation Fire, Other	ESD 7	4	N	Automatic Aid Given	13	4	1

Incident Response with Apparatus and Personnel Counts

Date Range: 4/1/2018 - 4/30/2018



<u>Number</u>	<u>Incident Type</u>	<u>District</u>	<u>Station</u>	<u>Mutual Aid?</u>	<u>Mutual Aid Description</u>	<u>Response Time (Mins)</u>	<u># Personnel</u>	<u># Apparatus</u>
04/15/18								
0000138	311-Medical Assist, Assist Ems Crew	ESD 8	3	N	None	12	4	2
0000139	6115-Stand By For D7Fr	ESD 7	4	Y	Stand By For D7Fr	N/A	4	1
0000140	311-Medical Assist, Assist Ems Crew	ESD 8	1	N	None	6	2	1
0000141	6117-Medical - Cancelled On Scene	ESD 8	1	N	None	N/A	3	2
04/16/18								
0000142	6113-Stand By For Leon Springs	ESD 4	4	Y	Stand By For Leon Springs	N/A	3	1
0000143	611-Dispatched & Cancelled En Route	ESD 4	4	Y	Stand By For Leon Springs	N/A	3	2
04/17/18								
0000144	311-Medical Assist, Assist Ems Crew	ESD 8	2	N	None	9	2	1
04/20/18								
0000145	611-Dispatched & Cancelled En Route	ESD 4	4	N	Automatic Aid Given	N/A	4	2
04/21/18								
0000146	311-Medical Assist, Assist Ems Crew	ESD 8	2	N	None	15	3	2
0000147	611-Dispatched & Cancelled En Route	ESD 4	4	N	Automatic Aid Given	N/A	3	1
0000148	733-Smoke Detector Activation Due To Malfunction	ESD 8	2	N	Automatic Aid Received	12	4	1
04/25/18								
0000149	571-Cover Assignment, Standby, Moveup	COH	4	N	Automatic Aid Given	13	6	2
0000150	6113-Stand By For Leon Springs	ESD 4	4	Y	Stand By For Leon Springs	N/A	1	1
04/26/18								
0000151	311-Medical Assist, Assist Ems Crew	ESD 8	2	N	None	8	3	1
04/29/18								
0000152	311-Medical Assist, Assist Ems Crew	COGF	1	N	None	0	3	1
04/30/18								
0000153	733-Smoke Detector Activation Due To Malfunction	ESD 8	2	N	None	12	3	2
0000154	733-Smoke Detector Activation Due To Malfunction	ESD 8	2	N	None	9	2	1

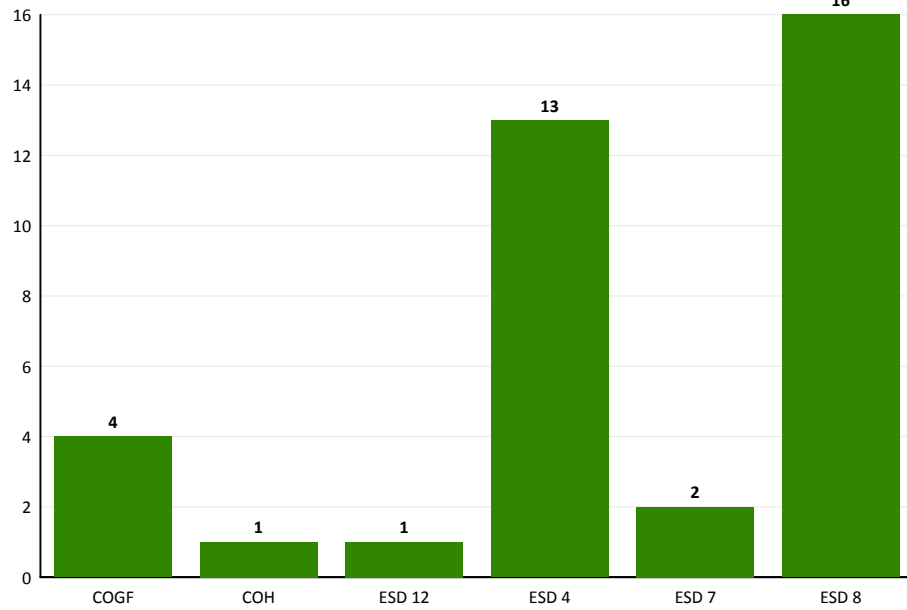
Total Incidents for the Date Range: 4/1/2018 - 4/30/2018 = 37

Incident Response with Apparatus and Personnel Counts

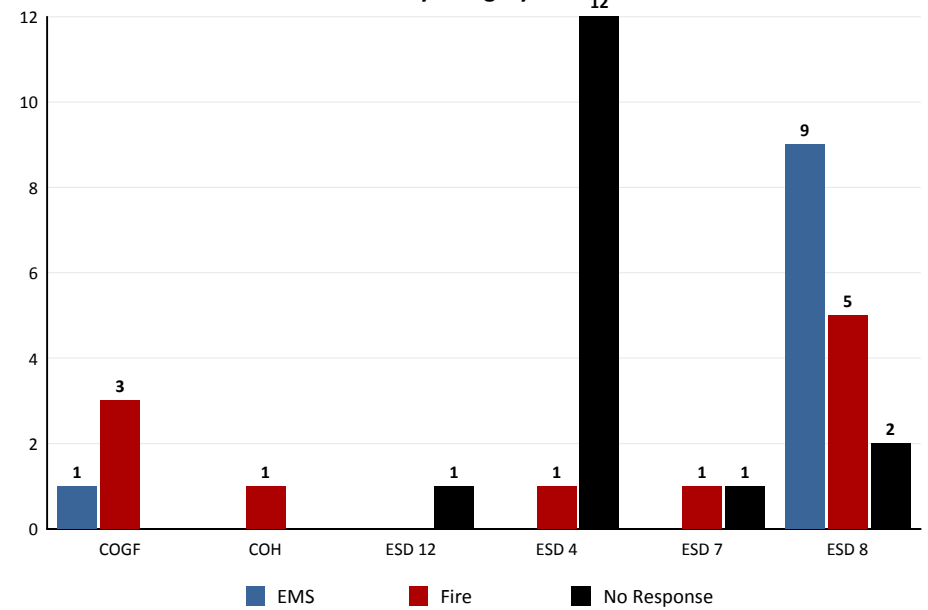
Date Range: 4/1/2018 - 4/30/2018



Total Incidents by District



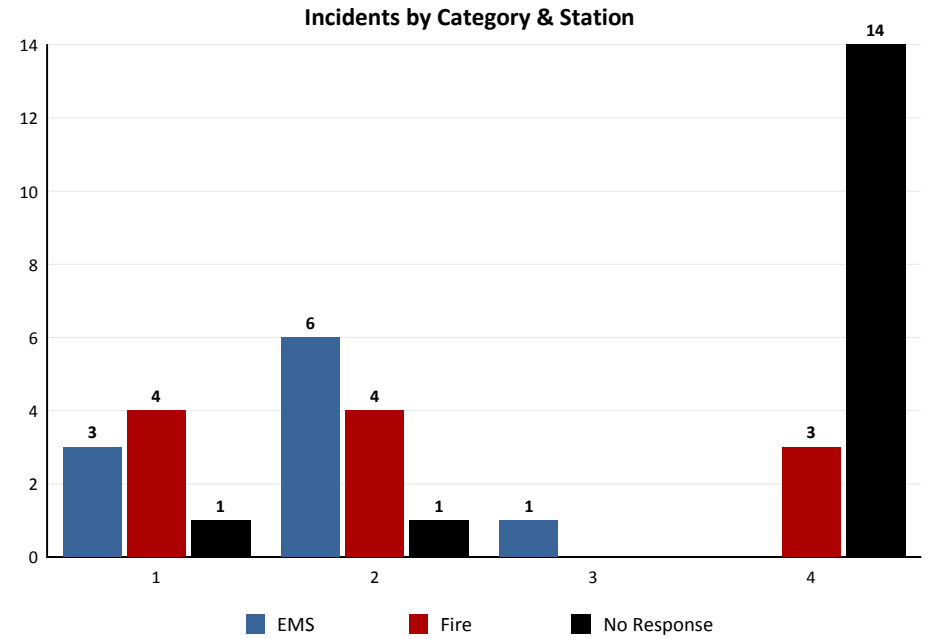
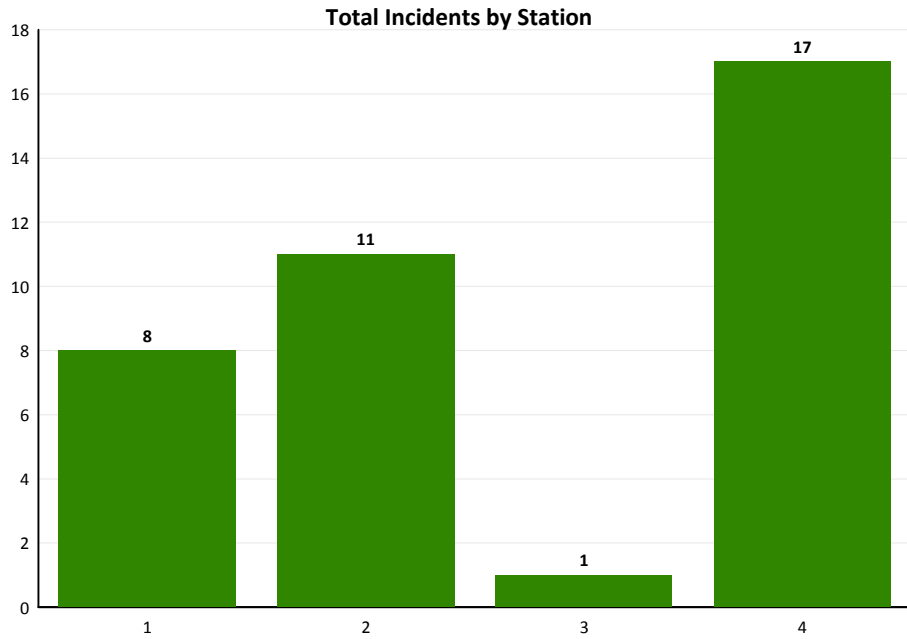
Incidents by Category & District



District	Average Response Time (Mins)	Average # Personnel	Average # Apparatus
COGF	0.00	2.50	1.00
COH	13.00	6.00	2.00
ESD 12	N/A	0.00	0.00
ESD 4	7.00	2.77	1.15
ESD 7	13.00	4.00	1.00
ESD 8	10.36	2.56	1.31

Incident Response with Apparatus and Personnel Counts

Date Range: 4/1/2018 - 4/30/2018



Station	Average Response Time (Mins)	Average # Personnel	Average # Apparatus
1	3.00	2.25	1.13
2	11.20	2.64	1.27
3	12.00	4.00	2.00
4	11.00	2.94	1.12