

Incident Response with Apparatus and Personnel Counts

Date Range: 12/1/2017 - 12/31/2017



<u>Number</u>	<u>Incident Type</u>	<u>District</u>	<u>Station</u>	<u>Mutual Aid?</u>	<u>Mutual Aid Description</u>	<u>Response Time (Mins)</u>	<u># Personnel</u>	<u># Apparatus</u>
12/01/17								
0000579	6115-Stand By For D7Fr	ESD 7	4	Y	Stand By For D7Fr	N/A	5	1
12/02/17								
0000580	311-Medical Assist, Assist Ems Crew	ESD 8	2	N	None	10	4	2
12/03/17								
0000581	631-Authorized Controlled Burning	ESD 8	1	N	None	6	4	2
0000582	6113-Stand By For Leon Springs	ESD 4	4	Y	Stand By For Leon Springs	N/A	4	2
12/05/17								
0000583	6113-Stand By For Leon Springs	ESD 4	4	Y	Stand By For Leon Springs	N/A	5	2
0000584	611-Dispatched & Cancelled En Route	ESD 4	4	Y	Mutual Aid Given	N/A	5	2
12/06/17								
0000585	611-Dispatched & Cancelled En Route	ESD 4	4	Y	Stand By For Leon Springs	N/A	2	1
12/07/17								
0000586	735-Alarm System Sounded Due To Malfunction	ESD 8	3	N	Automatic Aid Received	16	2	1
0000587	444-Power Line Down	ESD 8	1	N	None	5	2	1
0000588	444-Power Line Down	COGF	1	N	None	2	4	2
0000589	444-Power Line Down	COGF	1	N	None	6	3	1
0000590	444-Power Line Down	ESD 8	2	N	None	16	3	1
0000591	6113-Stand By For Leon Springs	ESD 4	4	Y	Stand By For Leon Springs	N/A	2	1
12/08/17								
0000592	111-Building Fire	ESD 4	4	N	Automatic Aid Given	12	2	1
0000593	735-Alarm System Sounded Due To Malfunction	ESD 8	3	N	None	15	2	1
0000594	6113-Stand By For Leon Springs	ESD 4	4	Y	Stand By For Leon Springs	N/A	2	1
0000595	6113-Stand By For Leon Springs	ESD 4	4	Y	Stand By For Leon Springs	N/A	4	2
0000596	311-Medical Assist, Assist Ems Crew	ESD 8	3	N	None	12	3	2
0000597	6113-Stand By For Leon Springs	ESD 4	4	Y	Stand By For Leon Springs	N/A	3	1
0000598	322-Vehicle Accident With Injuries	ESD 7	4	Y	Mutual Aid Given	4	3	1
12/10/17								
0000599	111-Building Fire	ESD 8	3	N	Automatic Aid Received	18	7	3
0000600	111-Building Fire	ESD 8	3	N	Automatic Aid Received	14	4	4
0000601	900-Fire Prevention	ESD 8	1	N	None	146	1	1

Incident Response with Apparatus and Personnel Counts

Date Range: 12/1/2017 - 12/31/2017



<u>Number</u>	<u>Incident Type</u>	<u>District</u>	<u>Station</u>	<u>Mutual Aid?</u>	<u>Mutual Aid Description</u>	<u>Response Time (Mins)</u>	<u># Personnel</u>	<u># Apparatus</u>
12/11/17								
0000602	500-Service Call, Other	ESD 8	3	N	Assist Fire Marshall Office	1	0	1
0000603	6118-Cancelled - Controlled Burn	ESD 8	1	N	None	N/A	5	3
0000604	3110-Medical Call - No Patient	ESD 4	4	Y	Other Aid Given	7	3	1
0000605	412-Gas Leak (Natural Gas Or Lpg)	ESD 8	2	N	None	9	2	1
0000606	743-Smoke Detector Activation, No Fire - Unintentional	ESD 8	2	N	Automatic Aid Received	15	2	1
12/13/17								
0000607	631-Authorized Controlled Burning	ESD 8	1	N	None	5	2	1
12/15/17								
0000608	311-Medical Assist, Assist Ems Crew	ESD 8	2	N	None	13	2	1
0000609	6115-Stand By For D7Fr	ESD 7	4	Y	Stand By For D7Fr	N/A	4	1
12/16/17								
0000610	5530-Public Service- Lift Assist	ESD 8	1	N	None	7	4	1
12/18/17								
0000611	413-Oil Or Other Combustible Liquid Spill	ESD 8	1	Y	Mutual Aid Received	5	5	2
0000612	311-Medical Assist, Assist Ems Crew	ESD 8	3	N	None	16	2	1
0000613	900-Fire Prevention	ESD 8	1	N	None	0	6	2
12/20/17								
0000614	611-Dispatched & Cancelled En Route	ESD 8	2	N	Automatic Aid Received	N/A	2	1
0000615	111-Building Fire	ESD 4	4	N	Automatic Aid Given	8	4	2
0000616	311-Medical Assist, Assist Ems Crew	ESD 8	2	N	None	8	2	1
12/21/17								
0000617	311-Medical Assist, Assist Ems Crew	COGF	1	N	None	10	6	2
0000618	321-Ems Call, Excluding Vehicle Accident With Injury	ESD 8	3	N	None	6	4	2
0000619	611-Dispatched & Cancelled En Route	ESD 4	4	N	Automatic Aid Given	N/A	2	1
12/22/17								
0000620	311-Medical Assist, Assist Ems Crew	ESD 8	2	N	None	9	3	1

Incident Response with Apparatus and Personnel Counts

Date Range: 12/1/2017 - 12/31/2017

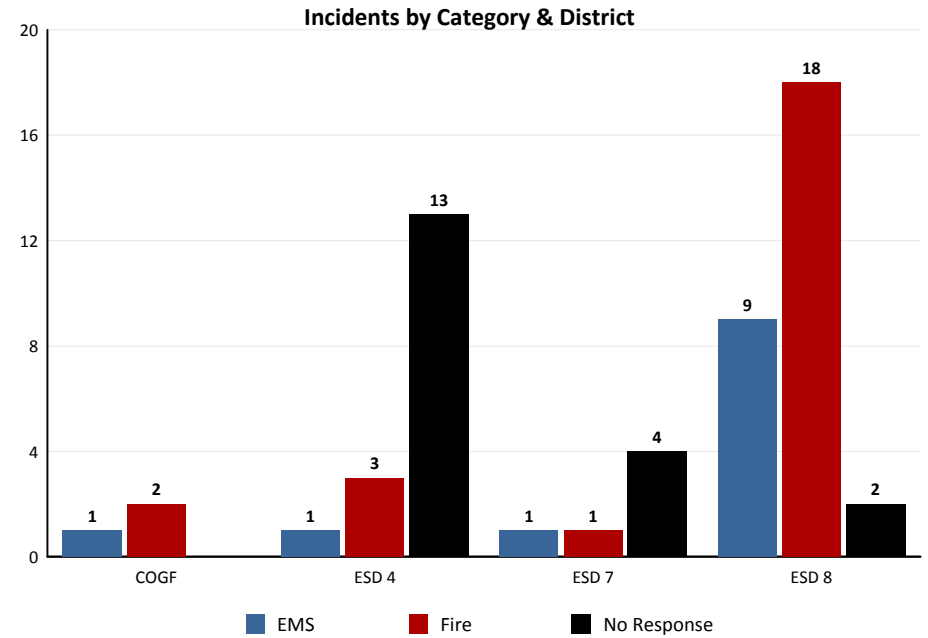
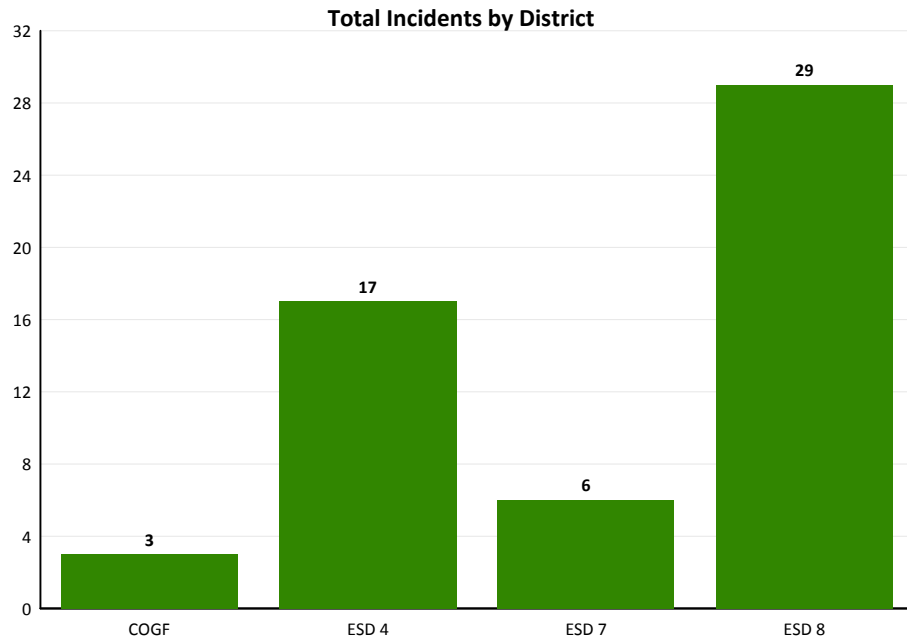


<u>Number</u>	<u>Incident Type</u>	<u>District</u>	<u>Station</u>	<u>Mutual Aid?</u>	<u>Mutual Aid Description</u>	<u>Response Time (Mins)</u>	<u># Personnel</u>	<u># Apparatus</u>
12/23/17								
0000621	631-Authorized Controlled Burning	ESD 8	1	N	Automatic Aid Received	2	6	2
0000622	561-Unauthorized Burning	ESD 7	4	Y	Mutual Aid Given	8	6	2
0000623	311-Medical Assist, Assist Ems Crew	ESD 8	1	N	None	9	6	2
0000624	700-False Alarm Or False Call, Other	ESD 8	2	N	Automatic Aid Received	11	0	2
12/24/17								
0000625	6113-Stand By For Leon Springs	ESD 4	4	Y	Stand By For Leon Springs	N/A	4	1
12/26/17								
0000626	700-False Alarm Or False Call, Other	ESD 8	2	N	Automatic Aid Received	18	2	1
0000627	6113-Stand By For Leon Springs	ESD 4	4	Y	Stand By For Leon Springs	N/A	2	1
12/27/17								
0000628	311-Medical Assist, Assist Ems Crew	ESD 8	2	N	None	11	4	2
12/29/17								
0000629	611-Dispatched & Cancelled En Route	ESD 7	4	Y	Mutual Aid Given	N/A	4	2
0000630	6115-Stand By For D7Fr	ESD 7	4	N	Automatic Aid Given	N/A	3	1
12/30/17								
0000631	111-Building Fire	ESD 4	4	Y	Mutual Aid Given	12	4	2
0000632	6113-Stand By For Leon Springs	ESD 4	4	Y	Stand By For Leon Springs	N/A	4	1
12/31/17								
0000633	6113-Stand By For Leon Springs	ESD 4	4	Y	Stand By For Leon Springs	N/A	2	1

Total Incidents for the Date Range: 12/1/2017 - 12/31/2017 = 55

Incident Response with Apparatus and Personnel Counts

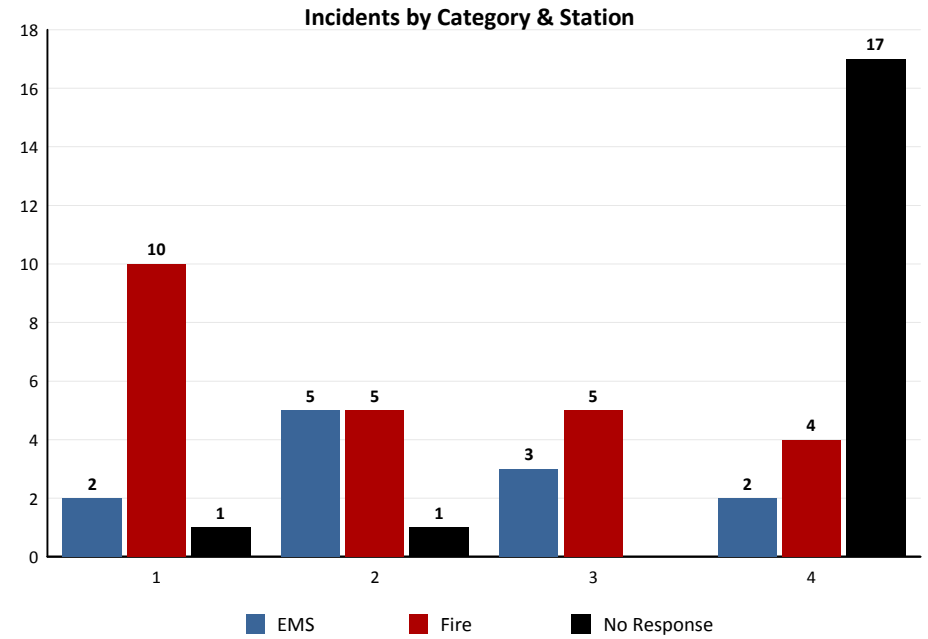
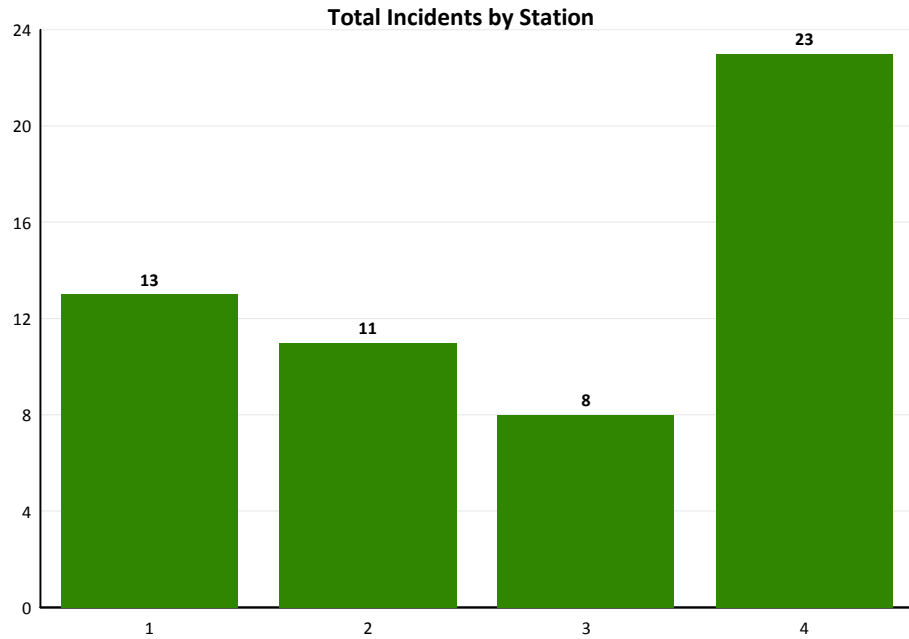
Date Range: 12/1/2017 - 12/31/2017



District	Average Response Time (Mins)	Average # Personnel	Average # Apparatus
COGF	6.00	4.33	1.67
ESD 4	9.75	3.18	1.35
ESD 7	6.00	4.17	1.33
ESD 8	14.93	3.14	1.59

Incident Response with Apparatus and Personnel Counts

Date Range: 12/1/2017 - 12/31/2017



Station	Average Response Time (Mins)	Average # Personnel	Average # Apparatus
1	16.92	4.15	1.69
2	12.00	2.36	1.27
3	12.25	3.00	1.88
4	8.50	3.43	1.35