

# Incident Response with Apparatus and Personnel Counts

Date Range: 2/1/2017 - 2/28/2017



<u>Number</u>	<u>Incident Type</u>	<u>District</u>	<u>Station</u>	<u>Mutual Aid?</u>	<u>Mutual Aid Description</u>	<u>Response Time (Mins)</u>	<u># Personnel</u>	<u># Apparatus</u>
<b>02/01/17</b>								
0000053	631-Authorized Controlled Burning	ESD 8	1	N	None	4	4	2
<b>02/03/17</b>								
0000054	311-Medical Assist, Assist Ems Crew	COGF	1	N	None	0	3	1
<b>02/04/17</b>								
0000055	631-Authorized Controlled Burning	ESD 8	1	N	None	7	2	2
<b>02/06/17</b>								
0000056	311-Medical Assist, Assist Ems Crew	ESD 8	2	N	None	18	2	1
<b>02/07/17</b>								
0000057	321-Ems Call, Excluding Vehicle Accident With Injury	ESD 8	2	N	None	10	2	1
0000058	321-Ems Call, Excluding Vehicle Accident With Injury	ESD 8	2	N	None	11	2	1
<b>02/09/17</b>								
0000059	311-Medical Assist, Assist Ems Crew	ESD 8	2	N	None	13	2	1
<b>02/10/17</b>								
0000060	311-Medical Assist, Assist Ems Crew	ESD 8	2	N	None	11	2	1
0000061	311-Medical Assist, Assist Ems Crew	COGF	1	N	None	0	2	1
0000062	311-Medical Assist, Assist Ems Crew	ESD 8	2	N	None	7	2	1
0000063	900-Fire Prevention	FMO	2	N	Assist Fire Marshall Office	25	2	1
0000064	311-Medical Assist, Assist Ems Crew	COGF	1	N	None	3	2	1
0000065	311-Medical Assist, Assist Ems Crew	ESD 8	2	N	None	14	2	1
0000066	611-Dispatched & Cancelled En Route	ESD 4	4	N	Automatic Aid Given	N/A	4	1
<b>02/11/17</b>								
0000067	311-Medical Assist, Assist Ems Crew	ESD 8	2	N	None	13	2	1
0000068	324-Motor Vehicle Accident With No Injuries	ESD 8	2	N	None	12	3	1
<b>02/12/17</b>								
0000069	6113-Stand By For Leon Springs	ESD 4	4	Y	Stand By For Leon Springs	N/A	3	1
0000070	6118-Cancelled - Controlled Burn	ESD 4	4	Y	Mutual Aid Given	N/A	2	1
0000071	324-Motor Vehicle Accident With No Injuries	ESD 8	3	N	None	14	2	1

# Incident Response with Apparatus and Personnel Counts

Date Range: 2/1/2017 - 2/28/2017



<u>Number</u>	<u>Incident Type</u>	<u>District</u>	<u>Station</u>	<u>Mutual Aid?</u>	<u>Mutual Aid Description</u>	<u>Response Time (Mins)</u>	<u># Personnel</u>	<u># Apparatus</u>
<b>02/14/17</b>								
0000072	6113-Stand By For Leon Springs	ESD 4	4	Y	Stand By For Leon Springs	N/A	2	1
0000073	6112-Canceled Enroute	ESD 4	4	N	Automatic Aid Given	N/A	4	2
0000074	6113-Stand By For Leon Springs	ESD 4	4	Y	Stand By For Leon Springs	N/A	2	1
<b>02/15/17</b>								
0000075	6115-Stand By For D7Fr	ESD 7	1	Y	Stand By For D7Fr	N/A	2	1
<b>02/16/17</b>								
0000076	6113-Stand By For Leon Springs	ESD 4	2	Y	Stand By For Leon Springs	N/A	2	1
0000077	6112-Canceled Enroute	HELOTES	4	N	Automatic Aid Given	N/A	4	2
<b>02/17/17</b>								
0000078	611-Dispatched & Cancelled En Route	ESD 4	4	Y	Stand By For Leon Springs	N/A	3	3
<b>02/19/17</b>								
0000079	111-Building Fire	ESD 7	4	N	Automatic Aid Given	7	3	1
0000080	6113-Stand By For Leon Springs	ESD 4	4	Y	Stand By For Leon Springs	N/A	1	1
<b>02/20/17</b>								
0000081	3110-Medical Call - No Patient	ESD 8	1	N	None	14	3	2
<b>02/21/17</b>								
0000082	412-Gas Leak (Natural Gas Or Lpg)	ESD 8	2	N	None	10	3	1
0000083	611-Dispatched & Cancelled En Route	ESD 4	4	N	Automatic Aid Given	N/A	2	1
<b>02/22/17</b>								
0000084	550-Public Service Assistance, Other	COGF	1	N	None	0	2	1
0000085	6113-Stand By For Leon Springs	ESD 4	4	Y	Stand By For Leon Springs	N/A	2	1
<b>02/23/17</b>								
0000086	311-Medical Assist, Assist Ems Crew	ESD 8	1	N	None	8	2	1
0000087	511-Lock-Out	ESD 8	3	N	None	18	3	1
<b>02/24/17</b>								
0000089	6113-Stand By For Leon Springs	ESD 4	4	Y	Stand By For Leon Springs	N/A	2	1

## Incident Response with Apparatus and Personnel Counts

Date Range: 2/1/2017 - 2/28/2017

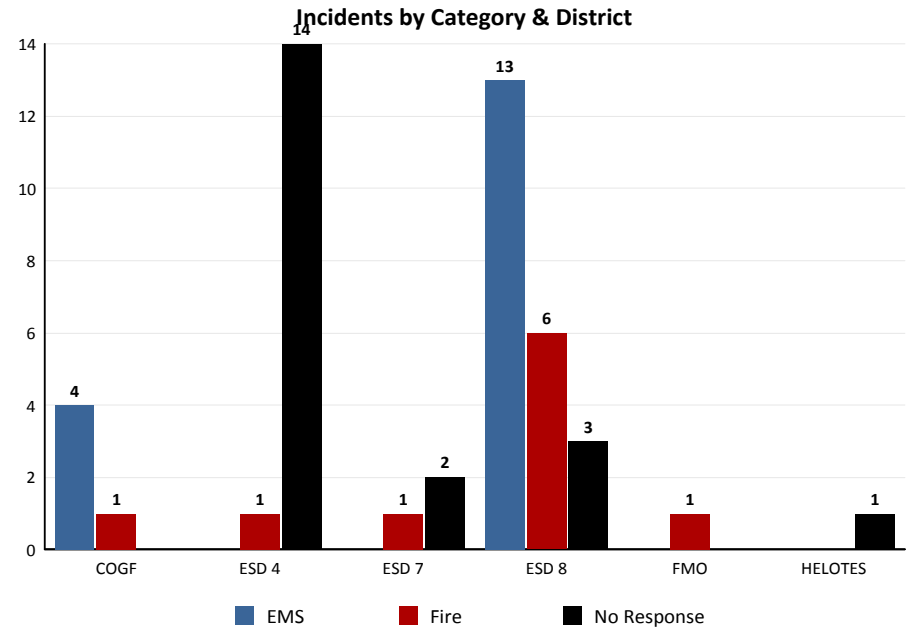
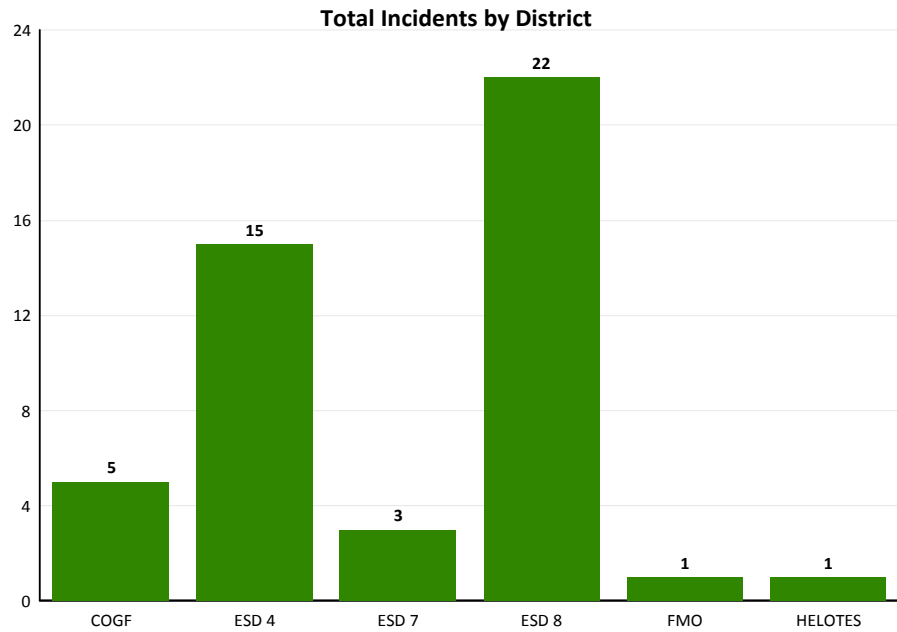


<u>Number</u>	<u>Incident Type</u>	<u>District</u>	<u>Station</u>	<u>Mutual Aid?</u>	<u>Mutual Aid Description</u>	<u>Response Time (Mins)</u>	<u># Personnel</u>	<u># Apparatus</u>
<b>02/26/17</b>								
0000090	550-Public Service Assistance, Other	ESD 8	1	N	None	6	2	1
0000091	311-Medical Assist, Assist Ems Crew	COGF	1	Y	Mutual Aid Received	5	3	2
0000092	6113-Stand By For Leon Springs	ESD 4	4	Y	Stand By For Leon Springs	N/A	2	1
<b>02/27/17</b>								
0000093	131-Passenger Vehicle Fire	ESD 4	4	N	Automatic Aid Given	9	2	1
0000094	6113-Stand By For Leon Springs	ESD 4	4	Y	Stand By For Leon Springs	N/A	2	1
0000095	6117-Medical - Cancelled On Scene	ESD 8	2	N	None	N/A	2	1
<b>02/28/17</b>								
0000096	700-False Alarm Or False Call, Other	ESD 8	2	N	Automatic Aid Received	14	2	1
0000097	6115-Stand By For D7Fr	ESD 8	4	Y	Stand By For D7Fr	N/A	4	1
0000098	311-Medical Assist, Assist Ems Crew	ESD 8	2	N	None	12	2	1
0000099	6113-Stand By For Leon Springs	ESD 8	4	Y	Stand By For Leon Springs	N/A	4	1
0000100	6115-Stand By For D7Fr	ESD 7	4	Y	Stand By For D7Fr	N/A	4	2

**Total Incidents for the Date Range: 2/1/2017 - 2/28/2017 = 47**

# Incident Response with Apparatus and Personnel Counts

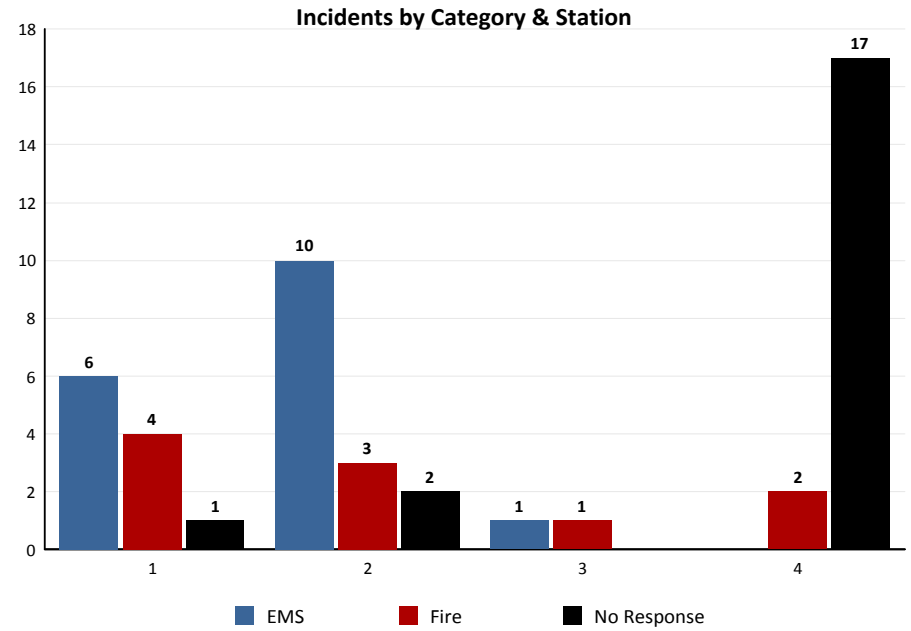
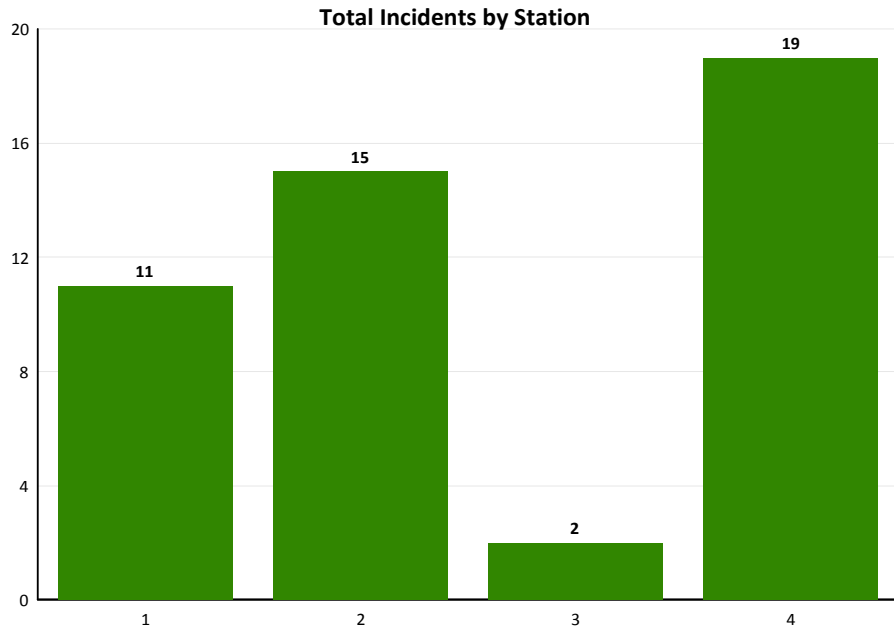
Date Range: 2/1/2017 - 2/28/2017



District	Average Response Time (Mins)	Average # Personnel	Average # Apparatus
COGF	1.60	2.40	1.20
ESD 4	9.00	2.33	1.20
ESD 7	7.00	3.00	1.33
ESD 8	11.37	2.45	1.14
FMO	25.00	2.00	1.00
HELOTES	N/A	4.00	2.00

# Incident Response with Apparatus and Personnel Counts

Date Range: 2/1/2017 - 2/28/2017



Station	Average Response Time (Mins)	Average # Personnel	Average # Apparatus
1	4.70	2.45	1.36
2	13.08	2.13	1.00
3	16.00	2.50	1.00
4	8.00	2.74	1.26