

# Incident Response with Apparatus and Personnel Counts

Date Range: 2/1/2018 - 2/28/2018



<u>Number</u>	<u>Incident Type</u>	<u>District</u>	<u>Station</u>	<u>Mutual Aid?</u>	<u>Mutual Aid Description</u>	<u>Response Time (Mins)</u>	<u># Personnel</u>	<u># Apparatus</u>
<b>02/01/18</b>								
0000046	100-Fire, Other	COGF	1	N	None	2	5	2
0000047	322-Vehicle Accident With Injuries	ESD 8	3	N	None	10	5	2
<b>02/02/18</b>								
0000048	611-Dispatched & Cancelled En Route	ESD 4	4	N	Automatic Aid Given	N/A	5	1
<b>02/03/18</b>								
0000049	142-Brush, Or Brush And Grass Mixture Fire	ESD 8	1	N	None	8	6	2
<b>02/04/18</b>								
0000050	311-Medical Assist, Assist Ems Crew	ESD 8	2	N	None	13	4	2
0000051	412-Gas Leak (Natural Gas Or Lpg)	ESD 8	3	N	None	13	4	2
0000052	6113-Stand By For Leon Springs	ESD 4	4	Y	Stand By For Leon Springs	N/A	3	1
<b>02/06/18</b>								
0000053	311-Medical Assist, Assist Ems Crew	ESD 8	2	N	None	11	3	2
<b>02/10/18</b>								
0000054	143-Grass Fire	ESD 7	4	Y	Mutual Aid Given	17	2	1
0000055	412-Gas Leak (Natural Gas Or Lpg)	COGF	1	N	None	3	2	1
<b>02/11/18</b>								
0000056	111-Building Fire	ESD 4	4	N	Automatic Aid Given	10	4	2
0000057	6113-Stand By For Leon Springs	ESD 4	4	Y	Stand By For Leon Springs	N/A	3	1
0000058	6113-Stand By For Leon Springs	ESD 4	4	Y	Stand By For Leon Springs	N/A	3	1
<b>02/12/18</b>								
0000059	6112-Canceled Enroute	ESD 7	4	Y	Mutual Aid Given	N/A	3	1
<b>02/13/18</b>								
0000060	311-Medical Assist, Assist Ems Crew	ESD 4	2	N	None	13	2	1
0000061	311-Medical Assist, Assist Ems Crew	ESD 8	1	N	None	9	5	2
<b>02/14/18</b>								
0000062	6113-Stand By For Leon Springs	ESD 4	4	Y	Stand By For Leon Springs	N/A	3	1
0000063	6113-Stand By For Leon Springs	ESD 4	4	Y	Stand By For Leon Springs	N/A	3	1
0000064	311-Medical Assist, Assist Ems Crew	ESD 8	2	N	None	8	2	1

# Incident Response with Apparatus and Personnel Counts

Date Range: 2/1/2018 - 2/28/2018

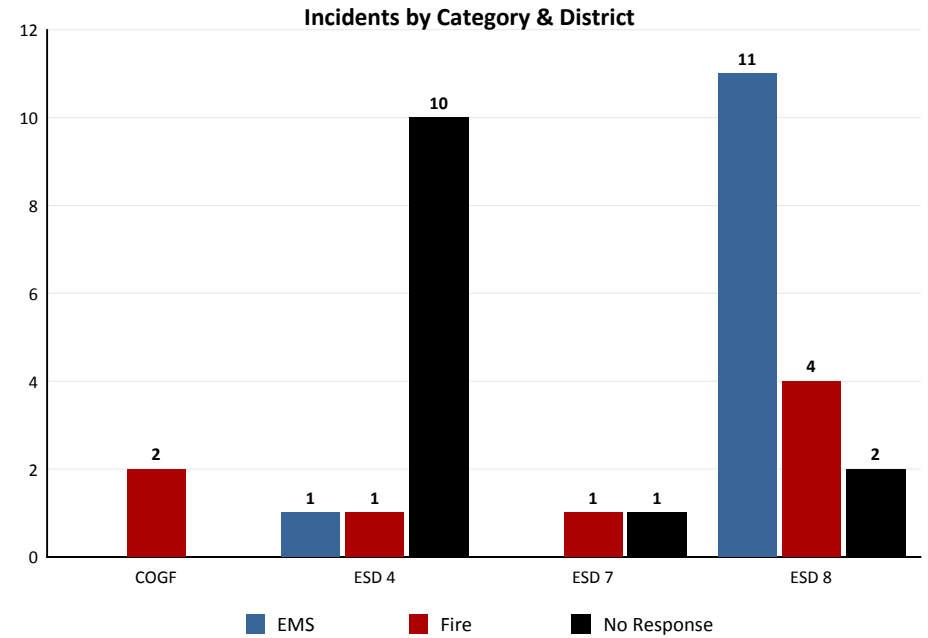
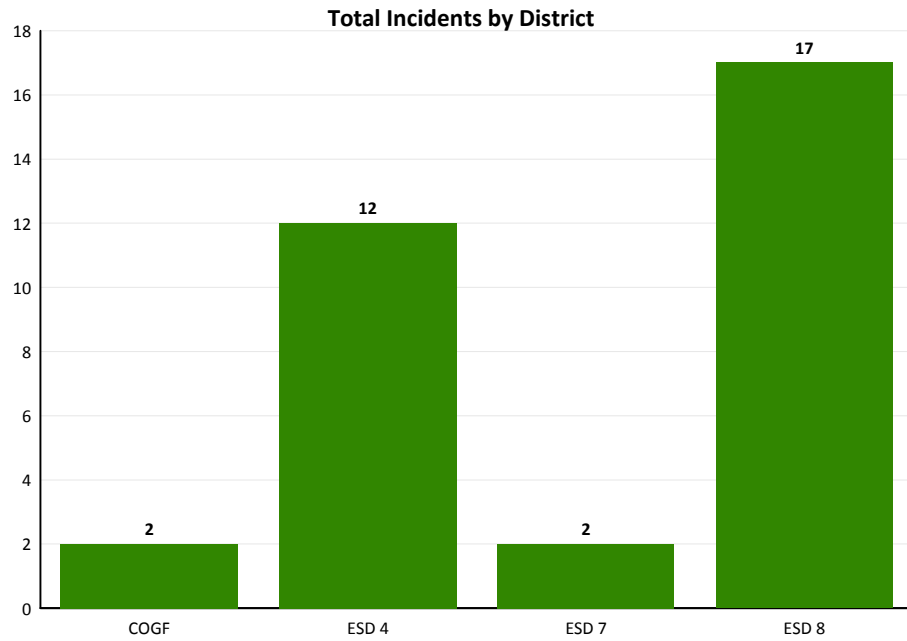


<u>Number</u>	<u>Incident Type</u>	<u>District</u>	<u>Station</u>	<u>Mutual Aid?</u>	<u>Mutual Aid Description</u>	<u>Response Time (Mins)</u>	<u># Personnel</u>	<u># Apparatus</u>
<b>02/16/18</b>								
0000065	6113-Stand By For Leon Springs	ESD 4	4	Y	Stand By For Leon Springs	N/A	2	1
0000066	311-Medical Assist, Assist Ems Crew	ESD 8	2	N	None	6	4	2
<b>02/18/18</b>								
0000067	151-Outside Rubbish, Trash Or Waste Fire	ESD 8	1	N	None	5	3	2
<b>02/20/18</b>								
0000068	561-Unauthorized Burning	ESD 8	3	N	None	12	5	2
<b>02/21/18</b>								
0000069	6110-Medical- Cancelled En Route	ESD 4	4	Y	Mutual Aid Given	N/A	2	1
0000070	611-Dispatched & Cancelled En Route	ESD 8	2	Y	Mutual Aid Received	N/A	5	1
<b>02/23/18</b>								
0000071	611-Dispatched & Cancelled En Route	ESD 8	2	N	None	N/A	2	1
0000072	311-Medical Assist, Assist Ems Crew	ESD 8	1	N	None	10	2	1
<b>02/24/18</b>								
0000073	6113-Stand By For Leon Springs	ESD 4	4	Y	Stand By For Leon Springs	N/A	4	1
0000074	311-Medical Assist, Assist Ems Crew	ESD 8	1	N	None	8	4	2
0000075	311-Medical Assist, Assist Ems Crew	ESD 8	1	Y	Mutual Aid Received	10	3	1
<b>02/25/18</b>								
0000076	311-Medical Assist, Assist Ems Crew	ESD 8	1	N	None	10	4	2
<b>02/26/18</b>								
0000077	611-Dispatched & Cancelled En Route	ESD 4	4	N	Automatic Aid Given	N/A	4	1
<b>02/27/18</b>								
0000078	311-Medical Assist, Assist Ems Crew	ESD 8	2	N	None	15	3	1

Total Incidents for the Date Range: 2/1/2018 - 2/28/2018 = 33

# Incident Response with Apparatus and Personnel Counts

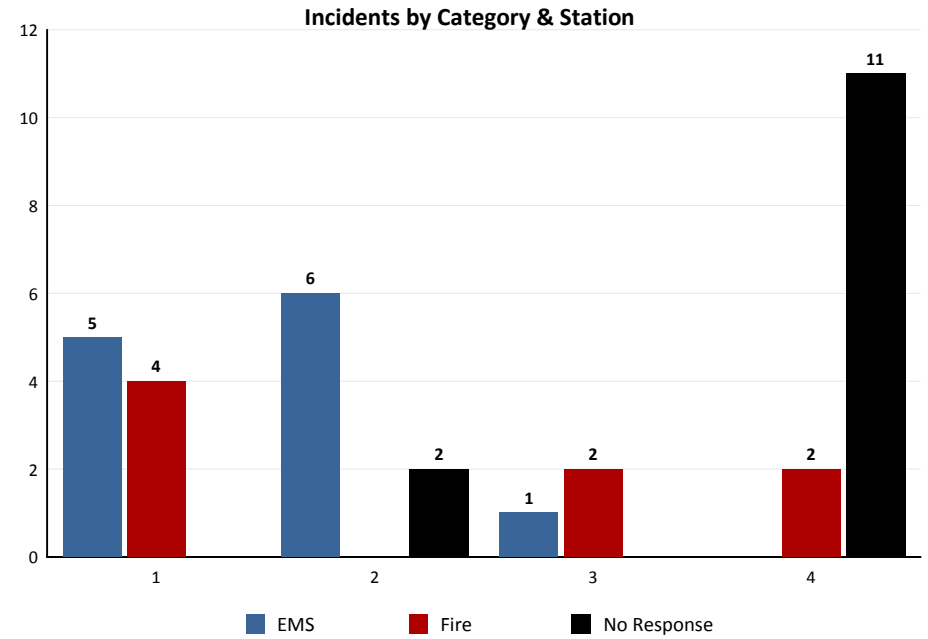
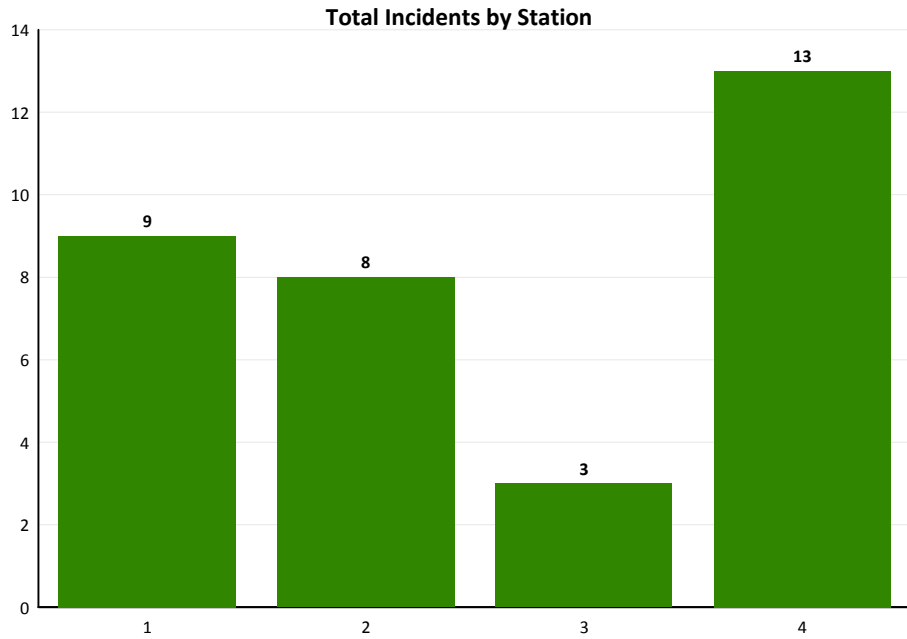
Date Range: 2/1/2018 - 2/28/2018



District	Average Response Time (Mins)	Average # Personnel	Average # Apparatus
COGF	2.50	3.50	1.50
ESD 4	11.50	3.17	1.08
ESD 7	17.00	2.50	1.00
ESD 8	9.87	3.76	1.65

# Incident Response with Apparatus and Personnel Counts

Date Range: 2/1/2018 - 2/28/2018



Station	Average Response Time (Mins)	Average # Personnel	Average # Apparatus
1	7.22	3.78	1.67
2	11.00	3.13	1.38
3	11.67	4.67	2.00
4	13.50	3.15	1.08