

# Incident Response with Apparatus and Personnel Counts

Date Range: 1/1/2017 - 1/31/2017



<u>Number</u>	<u>Incident Type</u>	<u>District</u>	<u>Mutual Aid?</u>	<u>Mutual Aid Description</u>	<u>Response Time (Mins)</u>	<u># Personnel</u>	<u># Apparatus</u>
<b>01/01/17</b>							
0000001	6113-Stand By For Leon Springs	ESD 4	Y	Stand By For Leon Springs	N/A	4	2
0000002	520-Water Problem, Other	ESD 8	N	None	19	4	1
0000003	611-Dispatched & Cancelled En Route	ESD 8	N	Automatic Aid Received	N/A	4	1
0000004	5531-Assist Public-Lock Out	ESD 8	N	None	16	2	2
<b>01/02/17</b>							
0000005	143-Grass Fire	ESD 7	Y	Mutual Aid Given	8	5	2
<b>01/04/17</b>							
0000006	6113-Stand By For Leon Springs	ESD 8	Y	Stand By For Leon Springs	N/A	3	1
<b>01/05/17</b>							
0000007	611-Dispatched & Cancelled En Route	ESD 8	N	None	N/A	2	2
0000008	611-Dispatched & Cancelled En Route	ESD 2	Y	Mutual Aid Given	N/A	4	1
0000009	6117-Medical - Cancelled On Scene	ESD 8	N	None	N/A	6	2
<b>01/07/17</b>							
0000010	6116-Stand By For Other	ESD 2	Y	Mutual Aid Given	N/A	2	1
0000011	611-Dispatched & Cancelled En Route	ESD 2	N	Automatic Aid Given	N/A	2	1
0000012	641-Vicinity Alarm (Incident In Other Location)	ESD 2	N	Automatic Aid Given	26	2	1
0000013	6113-Stand By For Leon Springs	ESD 4	Y	Stand By For Leon Springs	N/A	4	1
0000014	6113-Stand By For Leon Springs	ESD 4	Y	Stand By For Leon Springs	N/A	4	1
0000015	550-Public Service Assistance, Other	ESD 8	N	None	0	2	1
<b>01/08/17</b>							
0000016	311-Medical Assist, Assist Ems Crew	COGF	N	None	3	4	2
<b>01/09/17</b>							
0000017	6113-Stand By For Leon Springs	ESD 4	Y	Stand By For Leon Springs	N/A	3	1
<b>01/10/17</b>							
0000018	6115-Stand By For D7Fr	ESD 7	N	Automatic Aid Given	N/A	2	1
0000019	6115-Stand By For D7Fr	ESD 7	N	Automatic Aid Given	N/A	2	1
0000020	6113-Stand By For Leon Springs	ESD 4	Y	Stand By For Leon Springs	N/A	2	1

# Incident Response with Apparatus and Personnel Counts

Date Range: 1/1/2017 - 1/31/2017



<u>Number</u>	<u>Incident Type</u>	<u>District</u>	<u>Mutual Aid?</u>	<u>Mutual Aid Description</u>	<u>Response Time (Mins)</u>	<u># Personnel</u>	<u># Apparatus</u>
<b>01/11/17</b>							
0000021	311-Medical Assist, Assist Ems Crew	ESD 8	N	None	11	6	3
<b>01/12/17</b>							
0000022	6113-Stand By For Leon Springs	ESD 4	Y	Stand By For Leon Springs	N/A	3	1
<b>01/13/17</b>							
0000023	611-Dispatched & Cancelled En Route	ESD 7	Y	Mutual Aid Given	N/A	2	1
0000024	324-Motor Vehicle Accident With No Injuries	ESD 8	N	None	7	3	2
<b>01/14/17</b>							
0000025	6110-Medical- Cancelled En Route	COGF	N	None	N/A	2	1
<b>01/16/17</b>							
0000026	6113-Stand By For Leon Springs	ESD 4	Y	Stand By For Leon Springs	N/A	2	1
<b>01/17/17</b>							
0000027	611-Dispatched & Cancelled En Route	ESD 8	N	None	N/A	2	1
0000028	321-Ems Call, Excluding Vehicle Accident With Injury	ESD 8	N	None	10	4	1
0000029	6113-Stand By For Leon Springs	ESD 4	Y	Stand By For Leon Springs	N/A	3	1
<b>01/18/17</b>							
0000030	611-Dispatched & Cancelled En Route	HELOTES	N	Automatic Aid Given	N/A	5	3
0000031	611-Dispatched & Cancelled En Route	ESD 7	N	Automatic Aid Given	N/A	5	2
<b>01/19/17</b>							
0000032	9004-Funeral	n/a	N	None	40	3	1
0000033	6113-Stand By For Leon Springs	ESD 4	Y	Stand By For Leon Springs	N/A	5	2
0000034	311-Medical Assist, Assist Ems Crew	ESD 8	N	None	16	3	1
0000035	6113-Stand By For Leon Springs	ESD 4	Y	Stand By For Leon Springs	N/A	3	2
<b>01/21/17</b>							
0000036	143-Grass Fire	ESD 7	Y	Mutual Aid Given	14	3	2
<b>01/22/17</b>							
0000037	444-Power Line Down	COGF	N	None	0	2	1

## Incident Response with Apparatus and Personnel Counts

Date Range: 1/1/2017 - 1/31/2017



<u>Number</u>	<u>Incident Type</u>	<u>District</u>	<u>Mutual Aid?</u>	<u>Mutual Aid Description</u>	<u>Response Time (Mins)</u>	<u># Personnel</u>	<u># Apparatus</u>
<b>01/23/17</b>							
0000038	311-Medical Assist, Assist Ems Crew	ESD 8	N	None	13	2	1
0000039	113-Cooking Fire, Confined To Container	ESD 8	N	None	7	2	2
0000040	6114-Stand By For Helotes	Helotes	Y	Stand By For Helotes	N/A	3	1
<b>01/24/17</b>							
0000041	3110-Medical Call - No Patient	COGF	N	None	0	3	1
<b>01/25/17</b>							
0000042	311-Medical Assist, Assist Ems Crew	ESD 8	N	None	12	2	1
0000043	322-Vehicle Accident With Injuries	ESD 8	N	Automatic Aid Received	8	5	2
0000044	6113-Stand By For Leon Springs	ESD 4	Y	Stand By For Leon Springs	N/A	2	1
0000045	611-Dispatched & Cancelled En Route	ESD 7	Y	Mutual Aid Given	N/A	4	2
<b>01/26/17</b>							
0000046	571-Cover Assignment, Standby, Moveup	ESD 4	Y	Stand By For Leon Springs	7	4	3
<b>01/27/17</b>							
0000047	311-Medical Assist, Assist Ems Crew	ESD 8	N	None	17	2	1
0000048	900-Fire Prevention	ESD 8	N	None	0	2	1
0000049	142-Brush, Or Brush And Grass Mixture Fire	ESD 8	Y	Mutual Aid Received	7	5	3
0000050	6112-Canceled Enroute	ESD 4	N	Automatic Aid Given	N/A	2	1
<b>01/28/17</b>							
0000051	142-Brush, Or Brush And Grass Mixture Fire	ESD 8	N	None	13	2	2
<b>01/29/17</b>							
0000052	143-Grass Fire	ESD 8	N	None	15	4	2

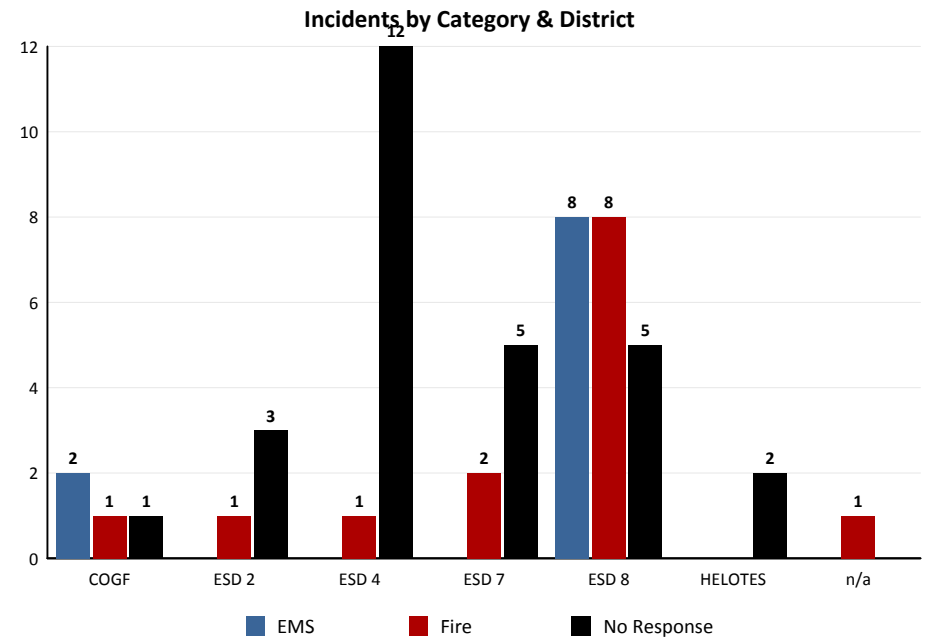
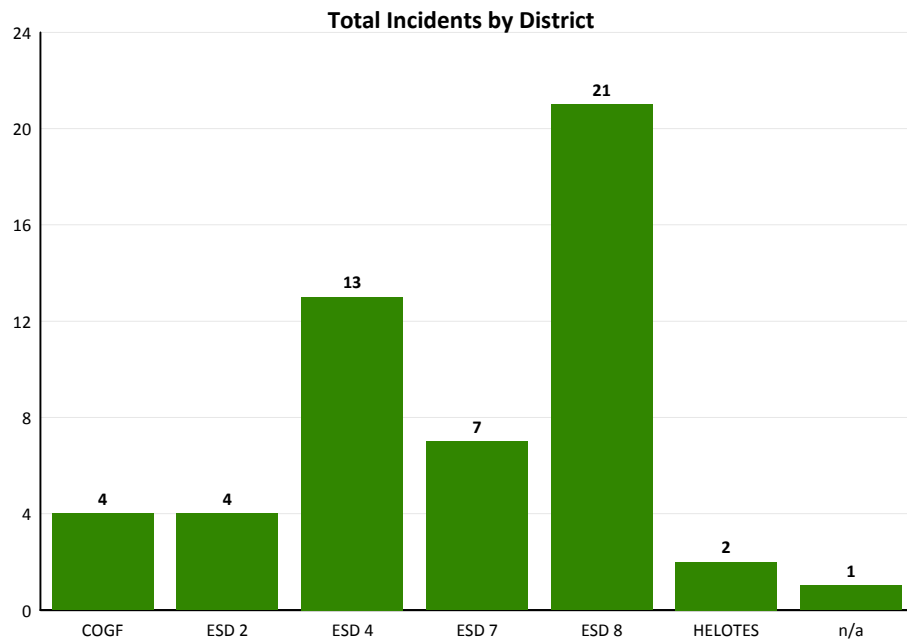
Total Incidents for the Date Range: 1/1/2017 - 1/31/2017 = 52

# Incident Response with Apparatus and Personnel Counts

Date Range: 1/1/2017 - 1/31/2017



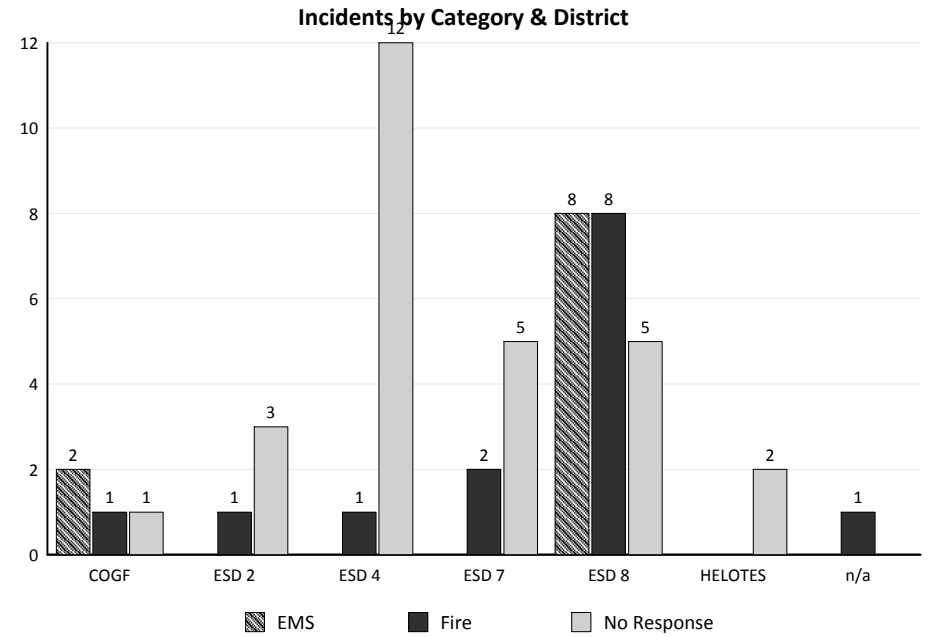
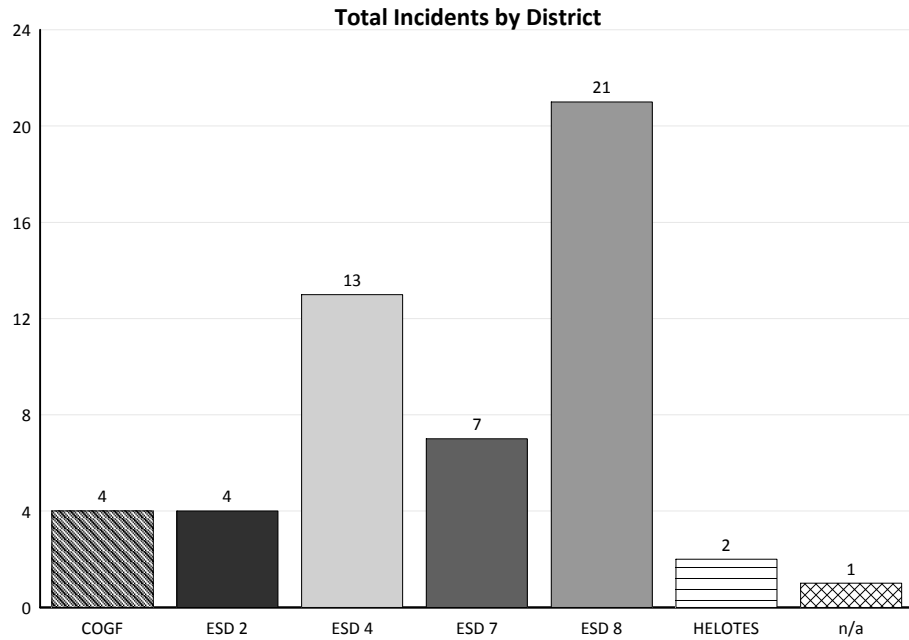
Number    Incident Type    District    Mutual Aid?    Mutual Aid Description    Response Time (Mins)    # Personnel    # Apparatus



District	Average Response Time (Mins)	Average # Personnel	Average # Apparatus
COGF	1.00	2.75	1.25
ESD 2	26.00	2.50	1.00
ESD 4	7.00	3.15	1.38
ESD 7	11.00	3.29	1.57
ESD 8	10.69	3.19	1.57
Helotes	N/A	4.00	2.00
n/a	40.00	3.00	1.00

# Incident Response with Apparatus and Personnel Counts

Date Range: 1/1/2017 - 1/31/2017



District	Average Response Time (Mins)	Average # Personnel	Average # Apparatus
COGF	1.00	2.75	1.25
ESD 2	26.00	2.50	1.00
ESD 4	7.00	3.15	1.38
ESD 7	11.00	3.29	1.57
ESD 8	10.69	3.19	1.57
Helotes	N/A	4.00	2.00
n/a	40.00	3.00	1.00