

Incident Response with Apparatus and Personnel Counts

Date Range: 3/1/2017 - 3/31/2017



<u>Number</u>	<u>Incident Type</u>	<u>District</u>	<u>Station</u>	<u>Mutual Aid?</u>	<u>Mutual Aid Description</u>	<u>Response Time (Mins)</u>	<u># Personnel</u>	<u># Apparatus</u>
03/01/17								
0000101	6115-Stand By For D7Fr	ESD 7	4	Y	Stand By For D7Fr	N/A	2	1
03/02/17								
0000102	6115-Stand By For D7Fr	ESD 7	4	Y	Stand By For D7Fr	N/A	3	1
0000103	6113-Stand By For Leon Springs	ESD 4	4	Y	Stand By For Leon Springs	N/A	3	1
0000104	6113-Stand By For Leon Springs	ESD 4	4	Y	Stand By For Leon Springs	N/A	2	1
03/03/17								
0000105	161-Outside Storage Fire	ESD 7	4	Y	Mutual Aid Given	10	2	1
0000106	540-Animal Problem, Other	COGF	1	N	None	0	3	2
03/05/17								
0000107	6113-Stand By For Leon Springs	ESD 4	4	Y	Stand By For Leon Springs	N/A	3	1
03/06/17								
0000108	6115-Stand By For D7Fr	ESD 7	4	Y	Stand By For D7Fr	N/A	2	1
0000109	6113-Stand By For Leon Springs	ESD 4	4	Y	Stand By For Leon Springs	N/A	2	1
0000110	6115-Stand By For D7Fr	ESD 7	4	Y	Stand By For D7Fr	N/A	2	1
03/08/17								
0000111	324-Motor Vehicle Accident With No Injuries	ESD 8	1	N	Automatic Aid Received	9	4	2
0000112	6113-Stand By For Leon Springs	ESD 4	4	Y	Stand By For Leon Springs	N/A	3	1
03/09/17								
0000113	6113-Stand By For Leon Springs	ESD 4	4	Y	Stand By For Leon Springs	N/A	2	1
0000114	550-Public Service Assistance, Other	COGF	1	N	None	0	2	1
03/10/17								
0000115	6113-Stand By For Leon Springs	ESD 4	4	Y	Stand By For Leon Springs	N/A	3	1
0000116	3110-Medical Call - No Patient	ESD 8	1	N	None	6	3	1
03/11/17								
0000117	322-Vehicle Accident With Injuries	ESD 8	2	N	None	10	3	2
0000118	5530-Public Service- Lift Assist	ESD 8	2	N	None	12	3	1
03/13/17								
0000119	160-Special Outside Fire, Other	ESD 8	2	N	None	0	4	1

Incident Response with Apparatus and Personnel Counts

Date Range: 3/1/2017 - 3/31/2017



<u>Number</u>	<u>Incident Type</u>	<u>District</u>	<u>Station</u>	<u>Mutual Aid?</u>	<u>Mutual Aid Description</u>	<u>Response Time (Mins)</u>	<u># Personnel</u>	<u># Apparatus</u>
03/14/17								
0000120	111-Building Fire	Helotes	4	N	Automatic Aid Given	8	7	3
0000121	311-Medical Assist, Assist Ems Crew	ESD 8	3	N	None	18	2	1
0000122	611-Dispatched & Cancelled En Route	ESD 7	4	Y	Mutual Aid Given	N/A	3	1
0000123	6113-Stand By For Leon Springs	ESD 4	4	Y	Stand By For Other	N/A	5	2
03/15/17								
0000124	311-Medical Assist, Assist Ems Crew	ESD 8	2	N	None	16	2	1
0000125	5532-Assist Public- Smoke Dector	ESD 8	2	N	None	14	2	1
0000126	6113-Stand By For Leon Springs	ESD 4	4	Y	Stand By For Leon Springs	N/A	3	1
03/18/17								
0000127	311-Medical Assist, Assist Ems Crew	ESD 8	1	N	None	3	2	1
03/20/17								
0000128	6111-Stand By For Fire Alarm	ESD 4	4	N	Automatic Aid Given	N/A	4	2
0000129	6110-Medical- Cancelled En Route	ESD 8	3	N	None	N/A	2	1
03/21/17								
0000130	611-Dispatched & Cancelled En Route	Helotes	4	Y	Mutual Aid Given	N/A	4	2
0000131	311-Medical Assist, Assist Ems Crew	ESD 8	2	N	None	10	2	1
03/26/17								
0000132	311-Medical Assist, Assist Ems Crew	ESD 7	4	Y	Mutual Aid Given	12	2	1
03/27/17								
0000133	6117-Medical - Cancelled On Scene	COGF	1	N	None	N/A	2	1
0000134	6113-Stand By For Leon Springs	ESD 4	4	Y	Stand By For Leon Springs	N/A	3	1
0000135	311-Medical Assist, Assist Ems Crew	ESD 8	2	N	None	30	2	1
03/28/17								
0000136	6113-Stand By For Leon Springs	ESD 4	4	Y	Stand By For Leon Springs	N/A	3	1
03/29/17								
0000137	160-Special Outside Fire, Other	ESD 8	1	N	None	7	3	1
0000138	6113-Stand By For Leon Springs	ESD 4	4	Y	Stand By For Leon Springs	N/A	2	1

Incident Response with Apparatus and Personnel Counts

Date Range: 3/1/2017 - 3/31/2017

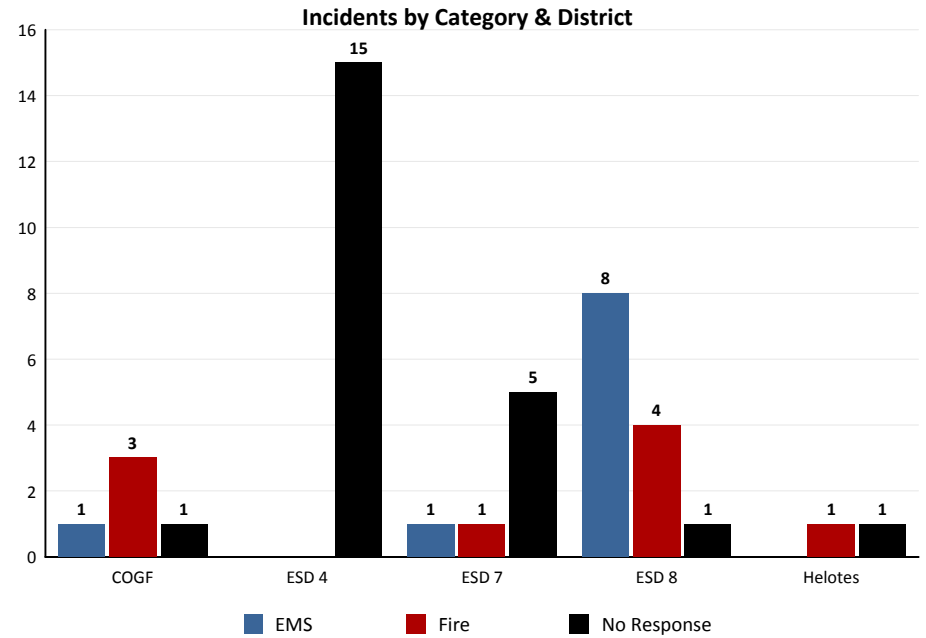
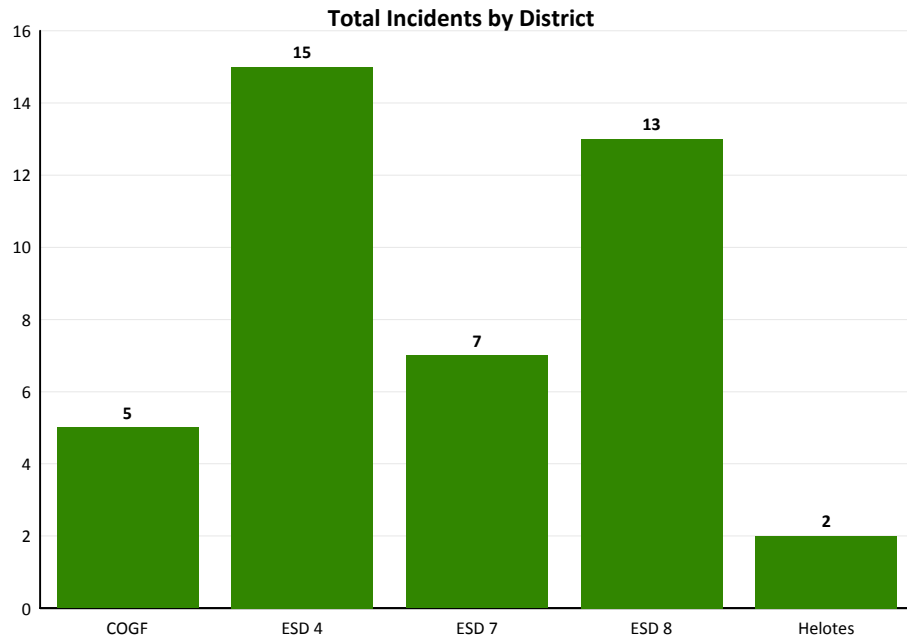


<u>Number</u>	<u>Incident Type</u>	<u>District</u>	<u>Station</u>	<u>Mutual Aid?</u>	<u>Mutual Aid Description</u>	<u>Response Time (Mins)</u>	<u># Personnel</u>	<u># Apparatus</u>
03/30/17								
0000139	611-Dispatched & Cancelled En Route	ESD 4	4	N	Automatic Aid Given	N/A	6	3
0000140	131-Passenger Vehicle Fire	COGF	3	N	None	15	4	2
03/31/17								
0000141	6113-Stand By For Leon Springs	ESD 4	4	Y	Stand By For Leon Springs	N/A	3	1
0000142	311-Medical Assist, Assist Ems Crew	COGF	1	N	None	16	3	1

Total Incidents for the Date Range: 3/1/2017 - 3/31/2017 = 42

Incident Response with Apparatus and Personnel Counts

Date Range: 3/1/2017 - 3/31/2017



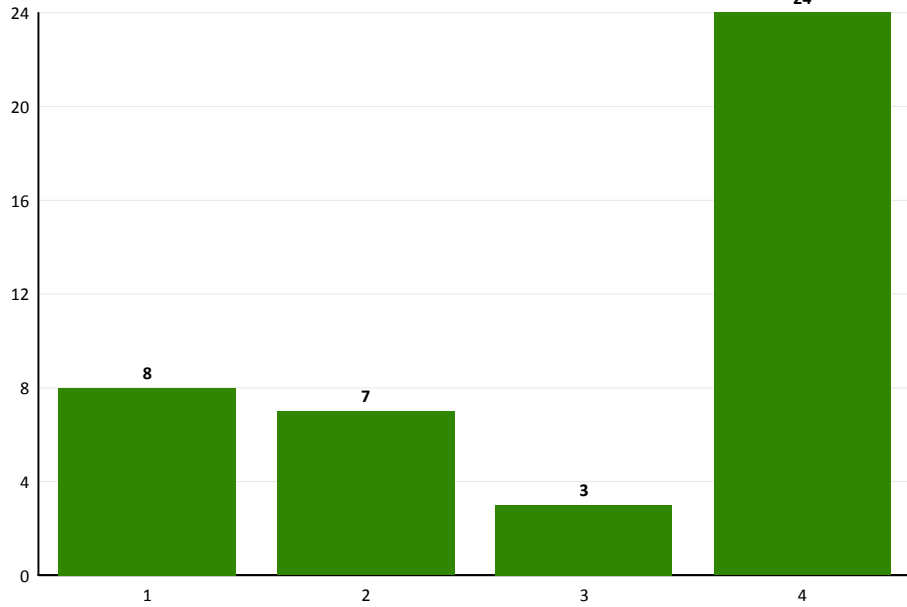
District	Average Response Time (Mins)	Average # Personnel	Average # Apparatus
COGF	7.75	2.80	1.40
ESD 4	N/A	3.13	1.27
ESD 7	11.00	2.29	1.00
ESD 8	11.25	2.62	1.15
Helotes	8.00	5.50	2.50

Incident Response with Apparatus and Personnel Counts

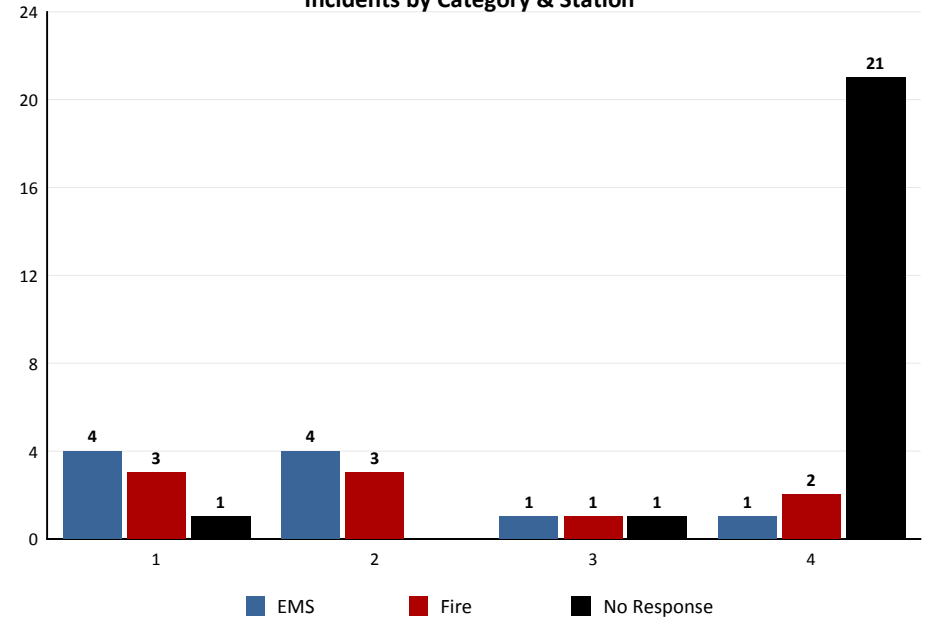
Date Range: 3/1/2017 - 3/31/2017



Total Incidents by Station



Incidents by Category & Station



Station	Average Response Time (Mins)	Average # Personnel	Average # Apparatus
1	5.86	2.75	1.25
2	13.14	2.57	1.14
3	16.50	2.67	1.33
4	10.00	3.08	1.29