

Incident Response with Apparatus and Personnel Counts

Date Range: 3/1/2018 - 3/31/2018



<u>Number</u>	<u>Incident Type</u>	<u>District</u>	<u>Station</u>	<u>Mutual Aid?</u>	<u>Mutual Aid Description</u>	<u>Response Time (Mins)</u>	<u># Personnel</u>	<u># Apparatus</u>
03/01/18								
0000079	632-Prescribed Fire	COGF	1	N	None	0	5	1
0000080	631-Authorized Controlled Burning	COGF	1	N	None	1	2	1
03/02/18								
0000081	311-Medical Assist, Assist Ems Crew	ESD 8	2	N	None	11	2	1
03/04/18								
0000082	745-Alarm System Sounded, No Fire - Unintentional	ESD 8	3	N	None	16	3	1
03/05/18								
0000083	541-Animal Problem	ESD 8	1	N	None	0	2	1
0000084	6001-Good Intent Medical- Third Party Caller	COGF	1	N	None	0	2	1
03/06/18								
0000085	311-Medical Assist, Assist Ems Crew	ESD 8	2	N	None	14	2	1
0000086	320-Emergency Medical Service, Other	ESD 8	3	N	None	23	2	1
0000087	311-Medical Assist, Assist Ems Crew	ESD 8	1	N	None	12	2	1
0000092	571-Cover Assignment, Standby, Moveup	ESD 4	4	Y	Mutual Aid Given	13	5	2
03/07/18								
0000088	611-Dispatched & Cancelled En Route	ESD 4	4	N	Automatic Aid Given	N/A	2	1
0000089	611-Dispatched & Cancelled En Route	ESD 4	3	N	Automatic Aid Given	N/A	2	1
0000090	611-Dispatched & Cancelled En Route	ESD 4	4	N	Automatic Aid Given	N/A	5	2
0000091	311-Medical Assist, Assist Ems Crew	ESD 4	4	N	Automatic Aid Given	1	5	2
03/08/18								
0000093	311-Medical Assist, Assist Ems Crew	COGF	1	N	None	8	6	2
0000094	311-Medical Assist, Assist Ems Crew	ESD 8	2	N	None	12	6	2
03/09/18								
0000095	311-Medical Assist, Assist Ems Crew	ESD 8	1	N	None	7	2	1
03/11/18								
0000096	9000-Training	ESD 8	3	N	None	0	5	2
03/13/18								
0000097	311-Medical Assist, Assist Ems Crew	ESD 8	1	N	None	5	2	1
0000098	900-Fire Prevention	COGF	1	N	None	0	3	1

Incident Response with Apparatus and Personnel Counts

Date Range: 3/1/2018 - 3/31/2018

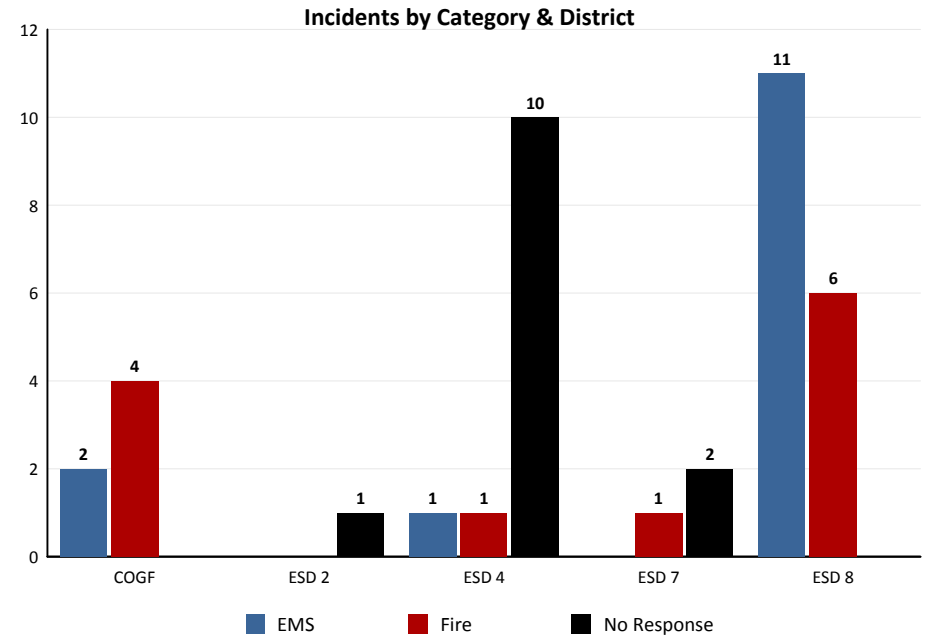
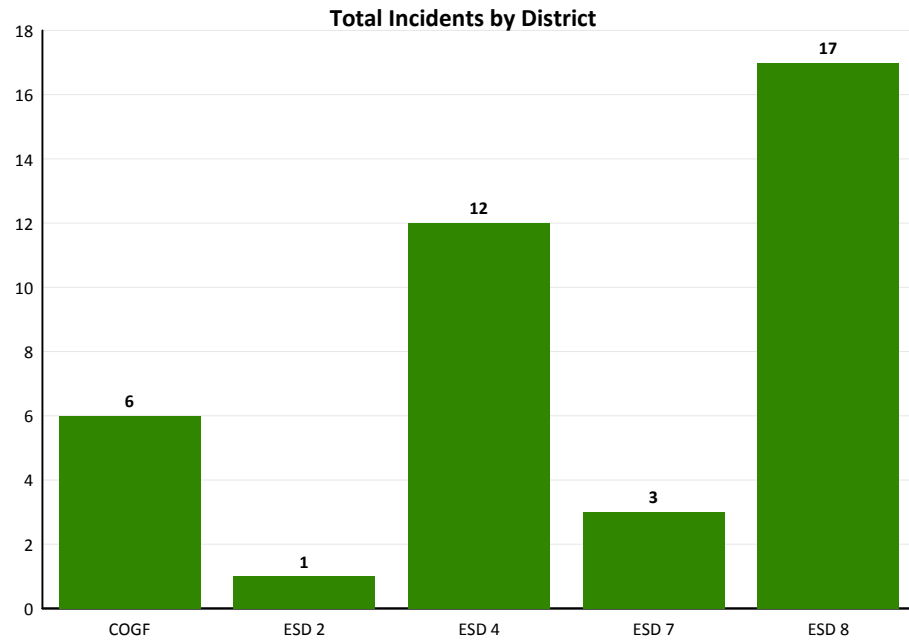


<u>Number</u>	<u>Incident Type</u>	<u>District</u>	<u>Station</u>	<u>Mutual Aid?</u>	<u>Mutual Aid Description</u>	<u>Response Time (Mins)</u>	<u># Personnel</u>	<u># Apparatus</u>
03/14/18								
0000099	700-False Alarm Or False Call, Other	ESD 8	1	N	None	9	2	2
0000100	142-Brush, Or Brush And Grass Mixture Fire	ESD 8	1	N	None	11	2	2
0000101	500-Service Call, Other	ESD 8	1	N	None	0		0
03/15/18								
0000102	311-Medical Assist, Assist Ems Crew	ESD 8	2	N	None	12	4	2
0000103	324-Motor Vehicle Accident With No Injuries	ESD 8	1	N	None	5	4	2
03/17/18								
0000104	611-Dispatched & Cancelled En Route	ESD 7	4	Y	Mutual Aid Given	N/A	3	1
03/24/18								
0000105	6115-Stand By For D7Fr	ESD 7	4	Y	Stand By For D7Fr	N/A	3	1
03/26/18								
0000106	311-Medical Assist, Assist Ems Crew	COGF	1	N	None	8	3	1
0000107	6113-Stand By For Leon Springs	ESD 4	4	Y	Stand By For Leon Springs	N/A	3	1
03/27/18								
0000108	112-Fires In Structures Other Than In A Building	ESD 7	4	N	Automatic Aid Given	6	3	3
03/28/18								
0000109	6113-Stand By For Leon Springs	ESD 4	4	Y	Stand By For Leon Springs	N/A	2	1
0000110	6116-Stand By For Bc2Fr	ESD 2	4	Y	Stand By For Other	N/A	2	1
0000111	6113-Stand By For Leon Springs	ESD 4	4	Y	Stand By For Leon Springs	N/A	2	1
0000112	6113-Stand By For Leon Springs	ESD 4	4	Y	Stand By For Leon Springs	N/A	2	1
0000113	311-Medical Assist, Assist Ems Crew	ESD 8	3	N	None	22	2	1
03/30/18								
0000114	311-Medical Assist, Assist Ems Crew	ESD 8	2	N	None	8	4	2
0000115	6113-Stand By For Leon Springs	ESD 4	4	Y	Stand By For Leon Springs	N/A	3	1
03/31/18								
0000116	6113-Stand By For Leon Springs	ESD 4	4	Y	Stand By For Leon Springs	N/A	3	1
0000117	6113-Stand By For Leon Springs	ESD 4	4	Y	Stand By For Leon Springs	N/A	3	1

Total Incidents for the Date Range: 3/1/2018 - 3/31/2018 = 39

Incident Response with Apparatus and Personnel Counts

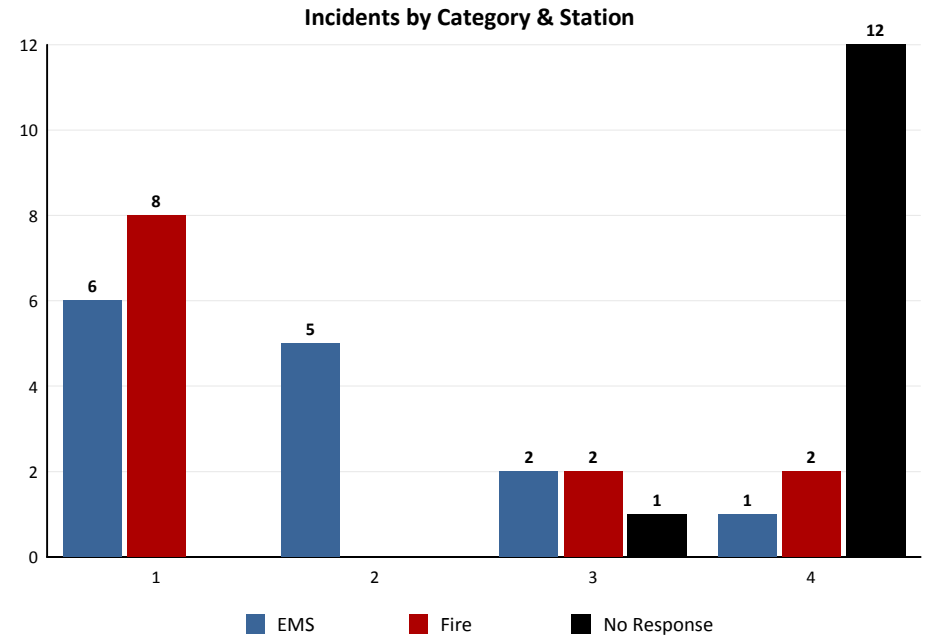
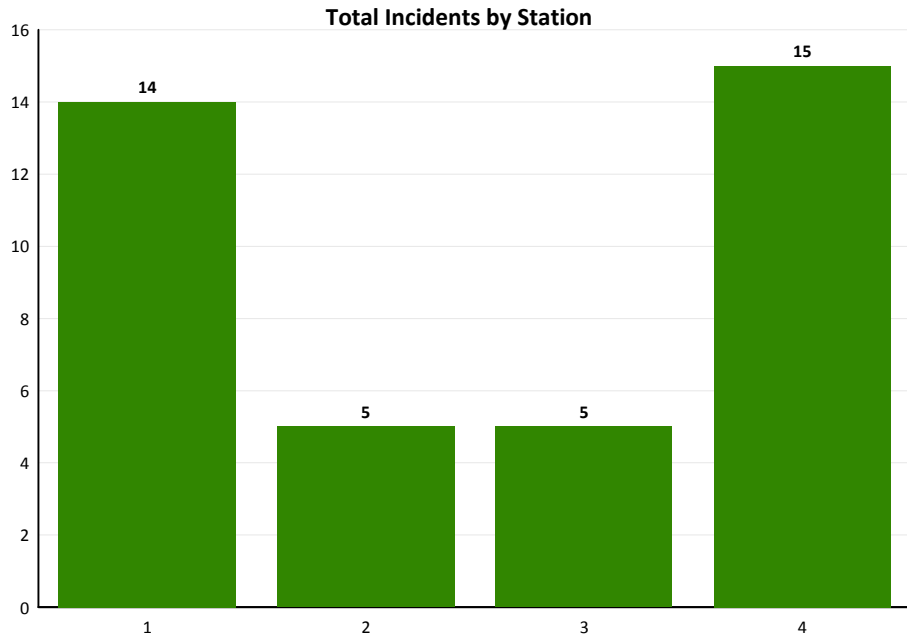
Date Range: 3/1/2018 - 3/31/2018



District	Average Response Time (Mins)	Average # Personnel	Average # Apparatus
COGF	2.83	3.50	1.17
ESD 2	N/A	2.00	1.00
ESD 4	7.00	3.08	1.25
ESD 7	6.00	3.00	1.67
ESD 8	9.82	2.71	1.35

Incident Response with Apparatus and Personnel Counts

Date Range: 3/1/2018 - 3/31/2018



Station	Average Response Time (Mins)	Average # Personnel	Average # Apparatus
1	4.71	2.64	1.21
2	11.40	3.60	1.60
3	15.25	2.80	1.20
4	6.67	3.07	1.33