

Incident Response with Apparatus and Personnel Counts

Date Range: 3/1/2016 - 3/31/2016



| Number | Incident Type | District | Mutual Aid? | Mutual Aid Description | Response Time (Mins) | # Personnel | # Apparatus |
|-----------------|---|----------|-------------|-----------------------------|----------------------|-------------|-------------|
| 03/01/16 | | | | | | | |
| 0000074 | 6113-Stand By For Leon Springs | Leon Spr | Y | Stand By For Leon Springs | N/A | 3 | 1 |
| 0000075 | 6113-Stand By For Leon Springs | Leon Spr | Y | Stand By For Leon Springs | N/A | 3 | 1 |
| 0000076 | 6113-Stand By For Leon Springs | Leon Spr | Y | Stand By For Leon Springs | N/A | 3 | 1 |
| 03/03/16 | | | | | | | |
| 0000077 | 6110-Medical- Cancelled En Route | Leon Spr | Y | Mutual Aid Given | N/A | 2 | 1 |
| 0000078 | 412-Gas Leak (Natural Gas Or Lpg) | ESD 8 | N | None | 12 | 3 | 2 |
| 03/05/16 | | | | | | | |
| 0000079 | 735-Alarm System Sounded Due To Malfunction | ESD 8 | N | Automatic Aid Received | 16 | 2 | 1 |
| 03/10/16 | | | | | | | |
| 0000080 | 311-Medical Assist, Assist Ems Crew | ESD 8 | N | None | 3 | 5 | 3 |
| 0000081 | 6113-Stand By For Leon Springs | Leon Spr | Y | Stand By For Leon Springs | N/A | 0 | 1 |
| 03/11/16 | | | | | | | |
| 0000082 | 6113-Stand By For Leon Springs | Leon Spr | Y | Stand By For Leon Springs | N/A | 2 | 1 |
| 0000083 | 6115-Stand By For D7Fr | District | Y | Stand By For D7Fr | N/A | 2 | 1 |
| 03/13/16 | | | | | | | |
| 0000084 | 118-Trash Or Rubbish Fire, Contained | ESD 8 | N | None | 14 | 4 | 2 |
| 03/15/16 | | | | | | | |
| 0000085 | 6113-Stand By For Leon Springs | Leon Spr | Y | Stand By For Leon Springs | N/A | 3 | 1 |
| 0000086 | 322-Vehicle Accident With Injuries | District | Y | Mutual Aid Given | 19 | 2 | 1 |
| 0000087 | 311-Medical Assist, Assist Ems Crew | ESD 8 | N | None | 8 | 3 | 1 |
| 03/17/16 | | | | | | | |
| 0000088 | 6110-Medical- Cancelled En Route | ESD 8 | N | None | N/A | 2 | 1 |
| 0000089 | 9001-Fire Prevention | ESD 8 | N | Assist Fire Marshall Office | 40 | 2 | 1 |
| 03/18/16 | | | | | | | |
| 0000090 | 311-Medical Assist, Assist Ems Crew | Grey For | N | None | 9 | 3 | 2 |
| 0000091 | 3110-Medical Call - No Patient | Grey For | N | None | 6 | 3 | 1 |
| 0000092 | 611-Dispatched & Cancelled En Route | ESD 8 | N | None | N/A | 2 | 1 |

Incident Response with Apparatus and Personnel Counts

Date Range: 3/1/2016 - 3/31/2016

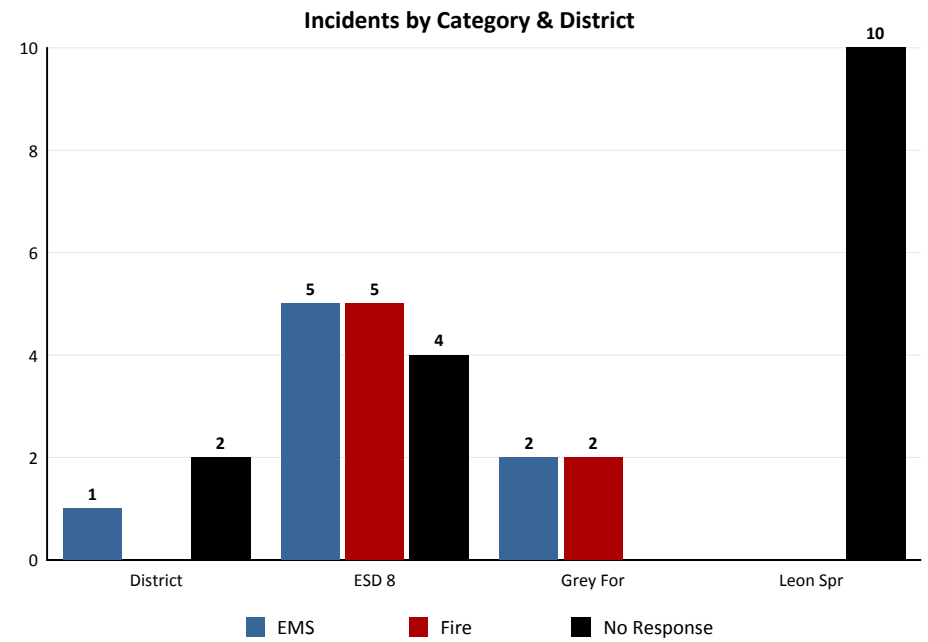
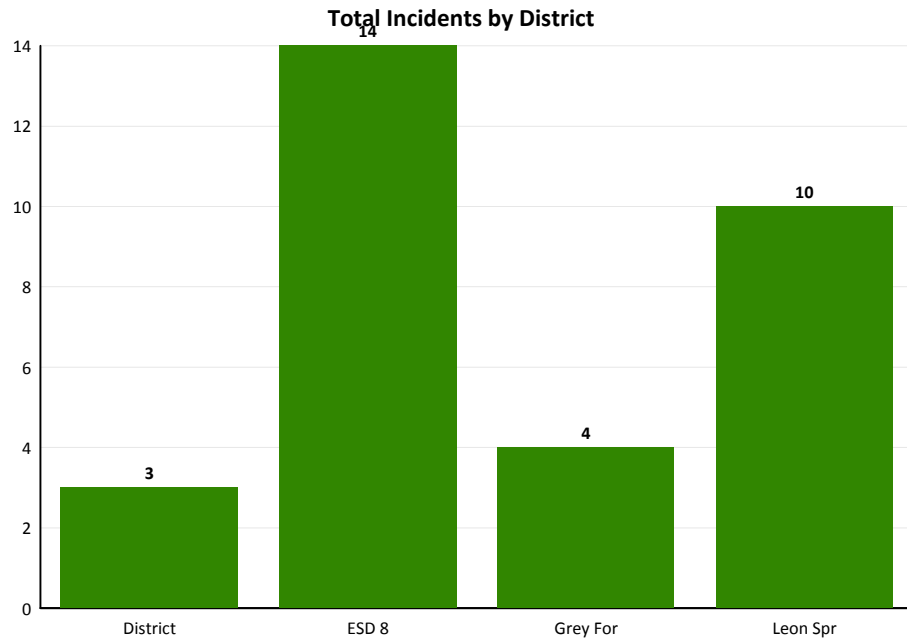


| <u>Number</u> | <u>Incident Type</u> | <u>District</u> | <u>Mutual Aid?</u> | <u>Mutual Aid Description</u> | <u>Response Time (Mins)</u> | <u># Personnel</u> | <u># Apparatus</u> |
|-----------------|--------------------------------------|-----------------|--------------------|-------------------------------|-----------------------------|--------------------|--------------------|
| 03/21/16 | | | | | | | |
| 000093 | 311-Medical Assist, Assist Ems Crew | ESD 8 | N | None | 5 | 4 | 2 |
| 000094 | 6112-Canceled Enroute | ESD 8 | N | Automatic Aid Received | N/A | 3 | 1 |
| 03/23/16 | | | | | | | |
| 000095 | 9000-Training | Grey For | N | None | 1 | 2 | 1 |
| 03/24/16 | | | | | | | |
| 000096 | 6113-Stand By For Leon Springs | Leon Spr | Y | Stand By For Leon Springs | N/A | 2 | 1 |
| 000097 | 6115-Stand By For D7Fr | District | Y | Stand By For D7Fr | N/A | 2 | 1 |
| 03/25/16 | | | | | | | |
| 000098 | 311-Medical Assist, Assist Ems Crew | ESD 8 | N | None | 9 | 3 | 1 |
| 03/26/16 | | | | | | | |
| 000099 | 6117-Medical - Cancelled On Scene | ESD 8 | N | None | N/A | 5 | 2 |
| 03/27/16 | | | | | | | |
| 000100 | 6113-Stand By For Leon Springs | Leon Spr | Y | Stand By For Leon Springs | N/A | 2 | 1 |
| 03/28/16 | | | | | | | |
| 000101 | 550-Public Service Assistance, Other | Grey For | N | None | 0 | 4 | 1 |
| 000102 | 6113-Stand By For Leon Springs | Leon Spr | Y | Stand By For Leon Springs | N/A | 0 | 1 |
| 03/31/16 | | | | | | | |
| 000103 | 311-Medical Assist, Assist Ems Crew | ESD 8 | N | None | 10 | 3 | 1 |
| 000104 | 700-False Alarm Or False Call, Other | ESD 8 | N | Automatic Aid Received | 6 | 3 | 2 |

Total Incidents for the Date Range: 3/1/2016 - 3/31/2016 = 31

Incident Response with Apparatus and Personnel Counts

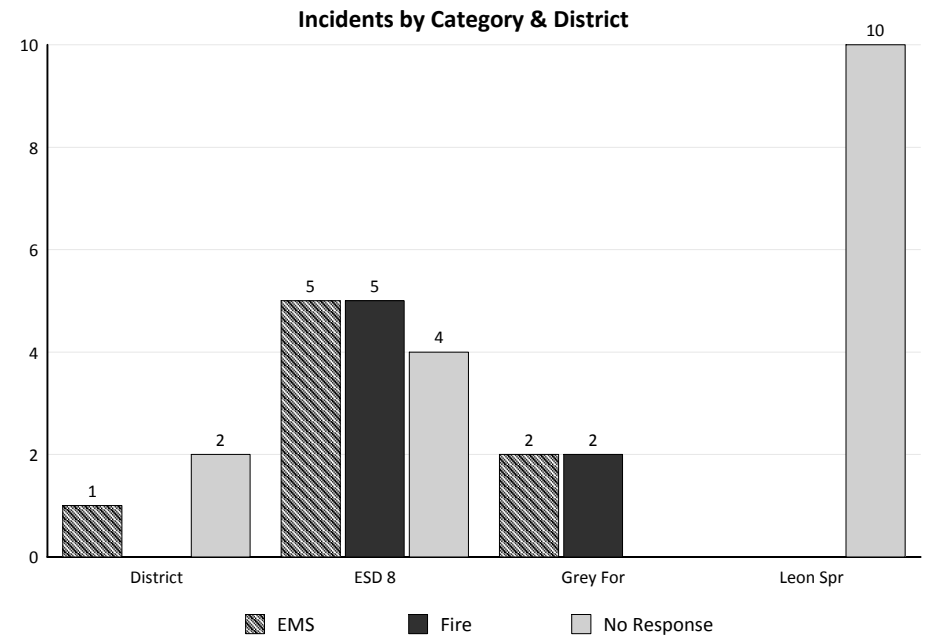
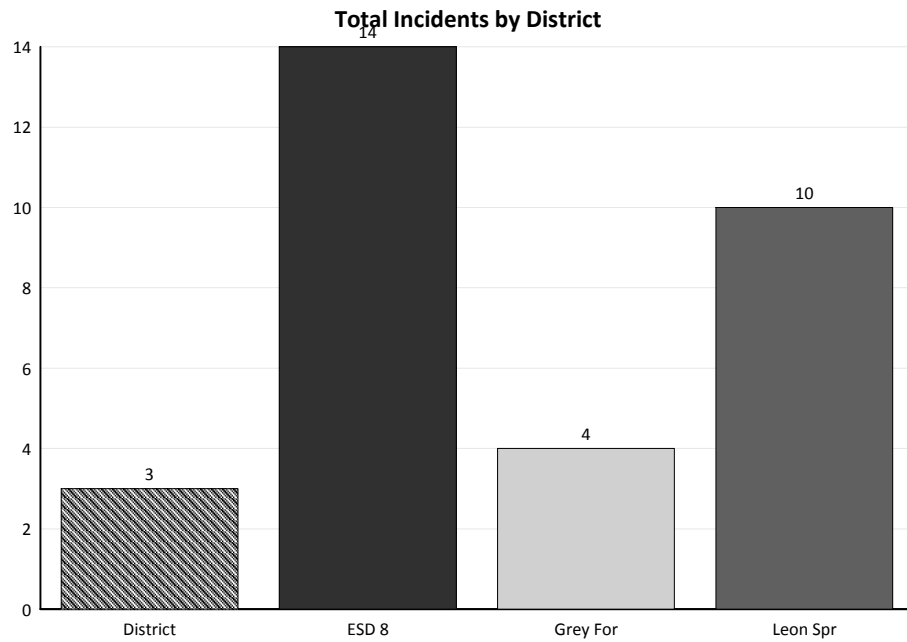
Date Range: 3/1/2016 - 3/31/2016



| District | Average Response Time (Mins) | Average # Personnel | Average # Apparatus |
|----------|------------------------------|---------------------|---------------------|
| District | 19.00 | 2.00 | 1.00 |
| ESD 8 | 12.30 | 3.14 | 1.50 |
| Grey For | 4.00 | 3.00 | 1.00 |
| Leon Spr | N/A | 2.00 | 1.00 |

Incident Response with Apparatus and Personnel Counts

Date Range: 3/1/2016 - 3/31/2016



| District | Average Response Time (Mins) | Average # Personnel | Average # Apparatus |
|----------|------------------------------|---------------------|---------------------|
| District | 19.00 | 2.00 | 1.00 |
| ESD 8 | 12.30 | 3.14 | 1.50 |
| Grey For | 4.00 | 3.00 | 1.00 |
| Leon Spr | N/A | 2.00 | 1.00 |