

# Incident Response with Apparatus and Personnel Counts

Date Range: 5/1/2017 - 5/31/2017



<u>Number</u>	<u>Incident Type</u>	<u>District</u>	<u>Station</u>	<u>Mutual Aid?</u>	<u>Mutual Aid Description</u>	<u>Response Time (Mins)</u>	<u># Personnel</u>	<u># Apparatus</u>
<b>05/01/17</b>								
0000204	311-Medical Assist, Assist Ems Crew	ESD 8	3	N	None	13	2	1
0000205	571-Cover Assignment, Standby, Moveup	ESD 7	4	Y	Mutual Aid Given	7	4	2
0000206	6113-Stand By For Leon Springs	ESD 4	4	Y	Stand By For Leon Springs	N/A	2	1
0000207	611-Dispatched & Cancelled En Route	COGF	1	N	None	N/A	2	1
<b>05/02/17</b>								
0000208	142-Brush, Or Brush And Grass Mixture Fire	ESD 7	4	Y	Mutual Aid Given	0	2	1
0000209	162-Outside Equipment Fire	COGF	1	N	None	6	2	2
<b>05/03/17</b>								
0000210	6113-Stand By For Leon Springs	ESD 4	4	Y	Stand By For Leon Springs	N/A	4	3
0000211	900-Fire Prevention	COGF	1	N	None	0	2	1
<b>05/04/17</b>								
0000212	631-Authorized Controlled Burning	ESD 8	2	N	None	8	3	2
0000213	6113-Stand By For Leon Springs	ESD 4	4	Y	Stand By For Leon Springs	N/A	2	1
<b>05/05/17</b>								
0000214	142-Brush, Or Brush And Grass Mixture Fire	ESD 7	4	Y	Mutual Aid Given	13	2	1
<b>05/06/17</b>								
0000215	900-Fire Prevention	Helotes	4	N	None	1	9	3
<b>05/08/17</b>								
0000216	311-Medical Assist, Assist Ems Crew	ESD 8	2	N	None	12	2	1
0000217	311-Medical Assist, Assist Ems Crew	ESD 8	1	N	None	5	2	1
0000218	311-Medical Assist, Assist Ems Crew	ESD 8	3	N	None	13	3	2
0000219	520-Water Problem, Other	ESD 8	2	N	None	9	2	1
<b>05/09/17</b>								
0000220	322-Vehicle Accident With Injuries	ESD 8	2	N	None	7	3	2
0000221	324-Motor Vehicle Accident With No Injuries	ESD 8	2	Y	Other Aid Given	8	5	3
<b>05/11/17</b>								
0000222	6113-Stand By For Leon Springs	ESD 4	4	Y	Stand By For Leon Springs	N/A	3	1
0000223	6113-Stand By For Leon Springs	ESD 4	4	Y	Stand By For Leon Springs	N/A	3	1

# Incident Response with Apparatus and Personnel Counts

Date Range: 5/1/2017 - 5/31/2017



<u>Number</u>	<u>Incident Type</u>	<u>District</u>	<u>Station</u>	<u>Mutual Aid?</u>	<u>Mutual Aid Description</u>	<u>Response Time (Mins)</u>	<u># Personnel</u>	<u># Apparatus</u>
<b>05/12/17</b>								
0000224	651-Smoke Scare, Odor Of Smoke	ESD 8	2	N	None	13	2	1
<b>05/13/17</b>								
0000225	6115-Stand By For D7Fr	ESD 7	4	Y	Stand By For D7Fr	N/A	3	1
<b>05/15/17</b>								
0000226	561-Unauthorized Burning	ESD 8	2	N	None	13	2	1
0000227	700-False Alarm Or False Call, Other	ESD 8	3	N	Automatic Aid Received	13	2	1
<b>05/16/17</b>								
0000228	6117-Medical - Cancelled On Scene	COGF	1	N	None	N/A	3	2
<b>05/19/17</b>								
0000229	311-Medical Assist, Assist Ems Crew	ESD 8	2	N	None	10	2	1
0000230	745-Alarm System Sounded, No Fire - Unintentional	ESD 8	1	Y	Mutual Aid Received	13	3	1
0000231	6113-Stand By For Leon Springs	ESD 4	4	Y	Stand By For Leon Springs	N/A	2	1
<b>05/20/17</b>								
0000232	700-False Alarm Or False Call, Other	ESD 8	3	N	Automatic Aid Received	15	3	2
<b>05/21/17</b>								
0000233	6113-Stand By For Leon Springs	ESD 4	4	Y	Stand By For Leon Springs	N/A	3	1
<b>05/22/17</b>								
0000234	6711-Hazmat Standby	FMO	4	Y	Mutual Aid Given	1	1	1
<b>05/23/17</b>								
0000235	412-Gas Leak (Natural Gas Or Lpg)	COGF	1	N	None	0	1	1
0000236	5530-Public Service- Lift Assist	ESD 8	2	N	None	5	4	2
<b>05/24/17</b>								
0000237	6115-Stand By For D7Fr	ESD 7	4	Y	Stand By For D7Fr	N/A	5	1
0000238	6113-Stand By For Leon Springs	ESD 4	4	Y	Stand By For Leon Springs	N/A	5	1
0000239	324-Motor Vehicle Accident With No Injuries	ESD 8	2	N	None	0	5	3
<b>05/25/17</b>								
0000240	142-Brush, Or Brush And Grass Mixture Fire	ESD 7	4	Y	Mutual Aid Given	4	2	1
0000241	700-False Alarm Or False Call, Other	ESD 8	1	N	Automatic Aid Received	11	3	2

# Incident Response with Apparatus and Personnel Counts

Date Range: 5/1/2017 - 5/31/2017

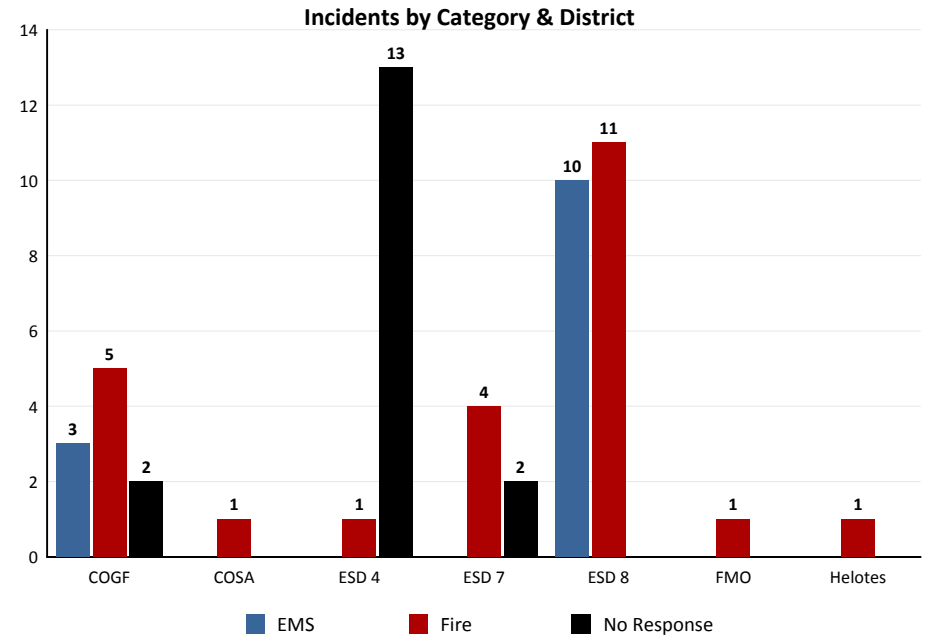
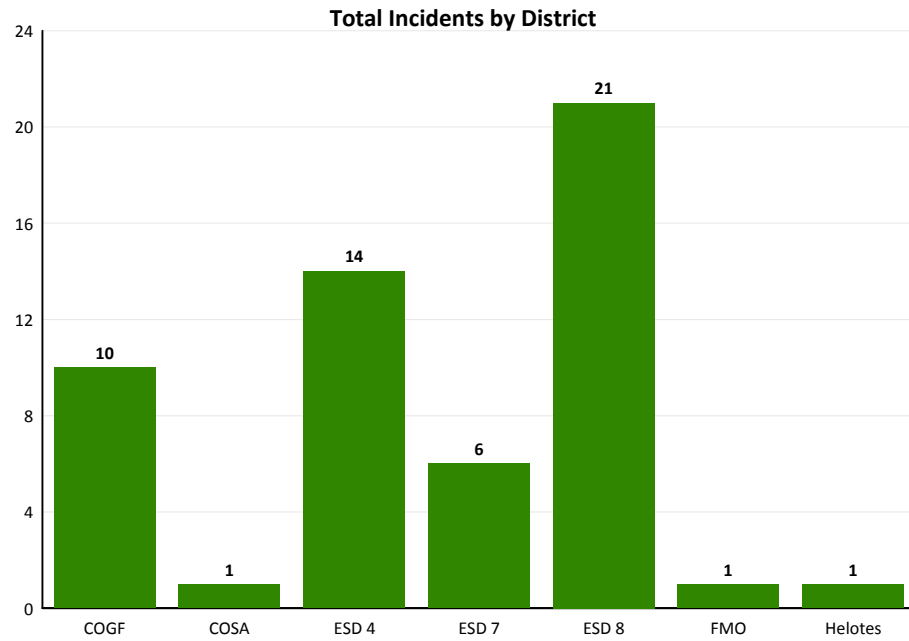


<u>Number</u>	<u>Incident Type</u>	<u>District</u>	<u>Station</u>	<u>Mutual Aid?</u>	<u>Mutual Aid Description</u>	<u>Response Time (Mins)</u>	<u># Personnel</u>	<u># Apparatus</u>
<b>05/26/17</b>								
0000242	6113-Stand By For Leon Springs	ESD 4	4	Y	Stand By For Leon Springs	N/A	3	1
0000243	9004-Funeral	COSA	4	Y	Mutual Aid Given	37	4	1
0000244	324-Motor Vehicle Accident With No Injuries	ESD 8	2	N	None	9	4	2
<b>05/27/17</b>								
0000245	6113-Stand By For Leon Springs	ESD 4	4	Y	Stand By For Leon Springs	N/A	2	1
0000246	321-Ems Call, Excluding Vehicle Accident With Injury	COGF	1	N	None	6	2	1
0000247	321-Ems Call, Excluding Vehicle Accident With Injury	COGF	1	N	None	6	2	1
0000248	6112-Canceled Enroute	ESD 4	4	Y	Mutual Aid Given	N/A	1	1
<b>05/28/17</b>								
0000249	735-Alarm System Sounded Due To Malfunction	ESD 8	2	N	Automatic Aid Received	15	3	2
0000250	735-Alarm System Sounded Due To Malfunction	COGF	1	N	Automatic Aid Received	7	2	1
0000251	5530-Public Service- Lift Assist	COGF	1	N	None	0	3	1
0000252	700-False Alarm Or False Call, Other	ESD 8	3	Y	Mutual Aid Received	11	4	2
<b>05/29/17</b>								
0000253	324-Motor Vehicle Accident With No Injuries	ESD 8	2	N	None	10	4	2
0000254	6113-Stand By For Leon Springs	ESD 4	4	Y	Stand By For Leon Springs	N/A	3	1
<b>05/30/17</b>								
0000255	6113-Stand By For Leon Springs	ESD 4	4	Y	Stand By For Leon Springs	N/A	5	1
0000256	111-Building Fire	ESD 4	4	N	Automatic Aid Given	11	7	3
<b>05/31/17</b>								
0000257	311-Medical Assist, Assist Ems Crew	COGF	1	N	None	5	3	1

Total Incidents for the Date Range: 5/1/2017 - 5/31/2017 = 54

# Incident Response with Apparatus and Personnel Counts

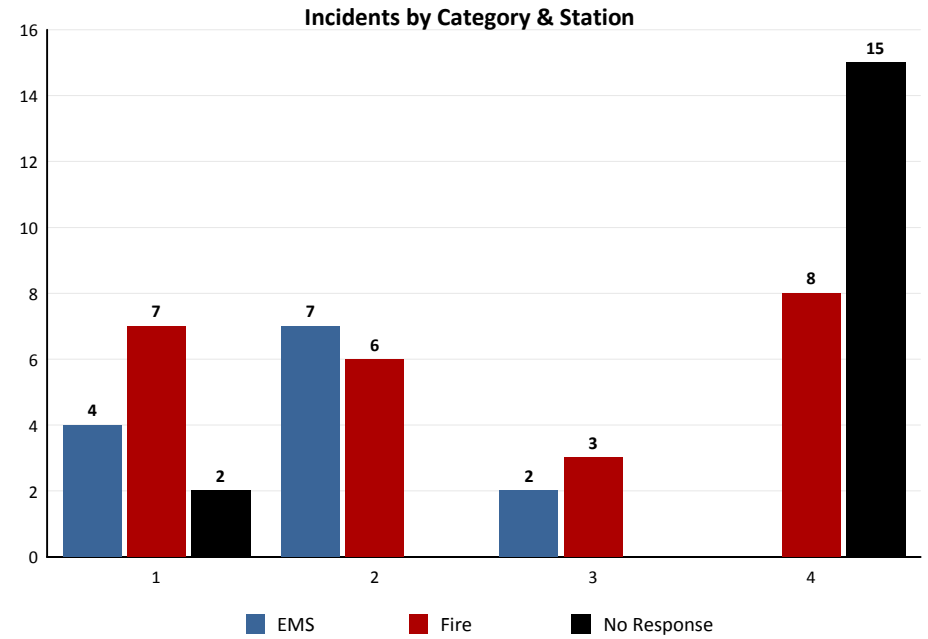
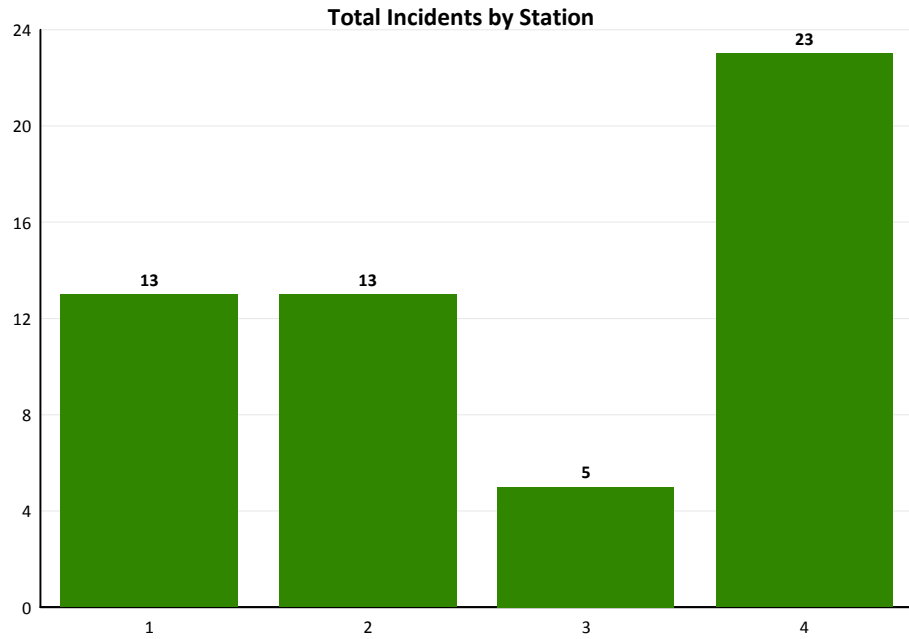
Date Range: 5/1/2017 - 5/31/2017



District	Average Response Time (Mins)	Average # Personnel	Average # Apparatus
COGF	3.75	2.60	1.40
COSA	37.00	4.00	1.00
ESD 4	11.00	3.21	1.29
ESD 7	6.00	3.00	1.17
ESD 8	10.14	3.05	1.71
FMO	1.00	1.00	1.00
Helotes	1.00	9.00	3.00

# Incident Response with Apparatus and Personnel Counts

Date Range: 5/1/2017 - 5/31/2017



Station	Average Response Time (Mins)	Average # Personnel	Average # Apparatus
1	5.36	2.62	1.38
2	9.15	3.23	1.85
3	13.00	2.80	1.60
4	9.25	3.35	1.30