

# Incident Response with Apparatus and Personnel Counts

Date Range: 9/1/2017 - 9/30/2017



<u>Number</u>	<u>Incident Type</u>	<u>District</u>	<u>Station</u>	<u>Mutual Aid?</u>	<u>Mutual Aid Description</u>	<u>Response Time (Mins)</u>	<u># Personnel</u>	<u># Apparatus</u>
<b>09/02/17</b>								
0000416	611-Dispatched & Cancelled En Route	ESD 7	4	Y	Mutual Aid Given	N/A	5	1
0000417	611-Dispatched & Cancelled En Route	ESD 7	4	Y	Mutual Aid Given	N/A	2	1
0000418	113-Cooking Fire, Confined To Container	ESD 8	2	N	None	12	4	2
<b>09/04/17</b>								
0000419	6113-Stand By For Leon Springs	ESD 4	4	Y	Stand By For Leon Springs	N/A	4	1
0000420	542-Animal Rescue	COGF	1	N	None	0	3	1
0000421	322-Vehicle Accident With Injuries	ESD 8	1	N	None	4	6	2
<b>09/05/17</b>								
0000422	611-Dispatched & Cancelled En Route	ESD 8	2	N	None	N/A	2	1
<b>09/09/17</b>								
0000423	736-Co Detector Activation Due To Malfunction	ESD 8	3	N	None	19	4	1
<b>09/11/17</b>								
0000424	321-Ems Call, Excluding Vehicle Accident With Injury	ESD 8	2	N	None	13	5	2
0000425	611-Dispatched & Cancelled En Route	ESD 8	3	N	Automatic Aid Received	N/A	4	1
0000426	611-Dispatched & Cancelled En Route	ESD 4	4	N	Automatic Aid Given	N/A	4	2
0000427	735-Alarm System Sounded Due To Malfunction	ESD 8	2	N	None	14	2	1
<b>09/12/17</b>								
0000428	311-Medical Assist, Assist Ems Crew	ESD 8	3	N	None	10	3	1
0000429	900-Fire Prevention	COGF	1	N	None	6	2	1
0000430	142-Brush, Or Brush And Grass Mixture Fire	ESD 7	4	Y	Mutual Aid Given	13	4	2
0000431	6113-Stand By For Leon Springs	ESD 4	4	Y	Stand By For Leon Springs	N/A	3	1
<b>09/13/17</b>								
0000432	6113-Stand By For Leon Springs	ESD 4	4	Y	Stand By For Leon Springs	N/A	4	1
0000433	311-Medical Assist, Assist Ems Crew	COGF	1	N	None	0	3	1
0000434	320-Emergency Medical Service, Other	ESD 8	2	N	None	5	2	1
<b>09/14/17</b>								
0000435	154-Dumpster Or Other Outside Trash Receptacle Fire	ESD 8	3	N	Automatic Aid Received	17	5	2

# Incident Response with Apparatus and Personnel Counts

Date Range: 9/1/2017 - 9/30/2017



<u>Number</u>	<u>Incident Type</u>	<u>District</u>	<u>Station</u>	<u>Mutual Aid?</u>	<u>Mutual Aid Description</u>	<u>Response Time (Mins)</u>	<u># Personnel</u>	<u># Apparatus</u>
<b>09/15/17</b>								
0000436	321-Ems Call, Excluding Vehicle Accident With Injury	ESD 8	1	N	None	12	2	1
<b>09/16/17</b>								
0000437	6113-Stand By For Leon Springs	ESD 7	4	Y	Stand By For Leon Springs	N/A	3	1
<b>09/18/17</b>								
0000438	611-Dispatched & Cancelled En Route	ESD 8	3	N	Automatic Aid Received	N/A	6	2
0000439	611-Dispatched & Cancelled En Route	ESD 8	3	N	Automatic Aid Received	N/A	4	2
0000440	311-Medical Assist, Assist Ems Crew	ESD 8	3	N	None	13	3	1
<b>09/19/17</b>								
0000441	6113-Stand By For Leon Springs	ESD 4	4	Y	Stand By For Leon Springs	N/A	3	1
<b>09/22/17</b>								
0000442	6113-Stand By For Leon Springs	ESD 4	4	N	Automatic Aid Given	N/A	7	2
<b>09/23/17</b>								
0000443	311-Medical Assist, Assist Ems Crew	ESD 8	2	N	None	13	2	1
<b>09/26/17</b>								
0000444	3221-Babcock Rd Vehicle Accident With Injuries	ESD 8	2	Y	Mutual Aid Received	8	5	2
0000445	611-Dispatched & Cancelled En Route	ESD 8	2	N	None	N/A	3	1
0000446	6113-Stand By For Leon Springs	ESD 4	4	N	Automatic Aid Given	N/A	3	2
<b>09/27/17</b>								
0000447	611-Dispatched & Cancelled En Route	ESD 4	4	N	Automatic Aid Given	N/A	2	1
0000448	6117-Medical - Cancelled On Scene	ESD 8	2	N	None	N/A	3	2
0000449	611-Dispatched & Cancelled En Route	ESD 4	4	N	Automatic Aid Given	N/A	5	2
0000450	3221-Babcock Rd Vehicle Accident With Injuries	ESD 8	2	Y	Mutual Aid Received	5	6	3
<b>09/28/17</b>								
0000451	311-Medical Assist, Assist Ems Crew	COGF	2	Y	Mutual Aid Given	9	4	2
<b>09/29/17</b>								
0000452	5530-Public Service- Lift Assist	ESD 8	1	N	None	5	2	1
<b>09/30/17</b>								
0000453	6117-Medical - Cancelled On Scene	ESD 8	2	N	None	N/A	3	2

# Incident Response with Apparatus and Personnel Counts

Date Range: 9/1/2017 - 9/30/2017



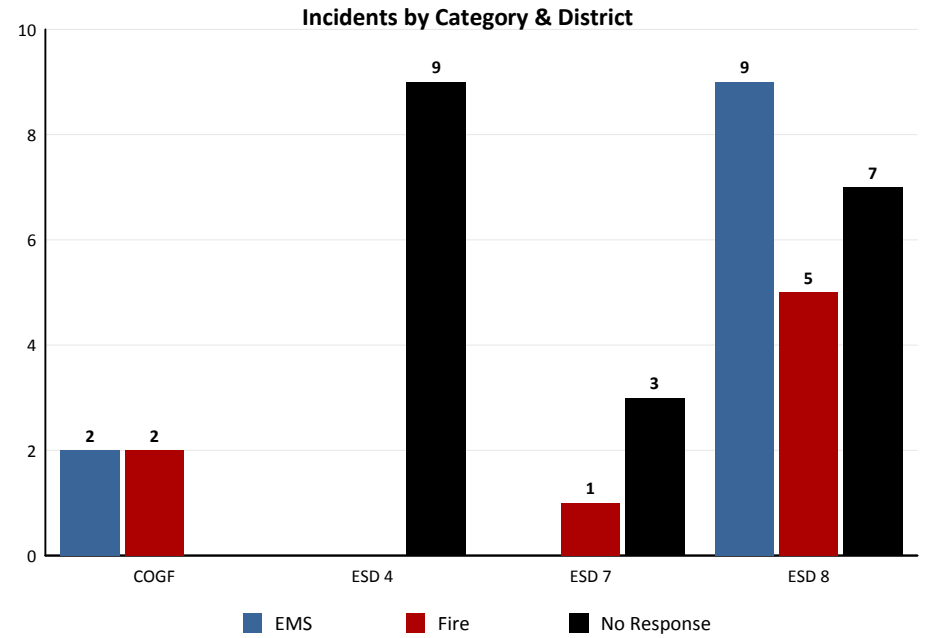
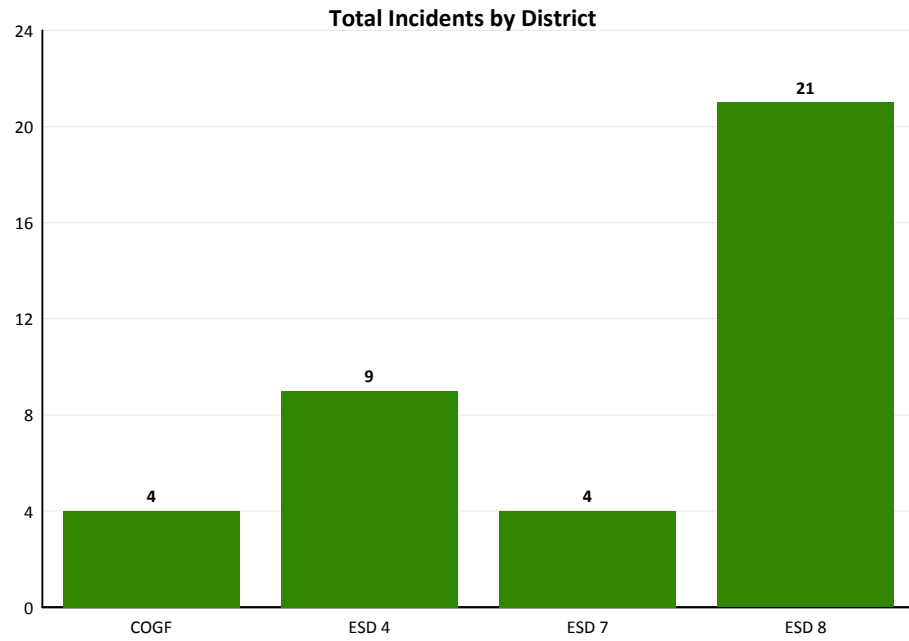
---

<u>Number</u>	<u>Incident Type</u>	<u>District</u>	<u>Station</u>	<u>Mutual Aid?</u>	<u>Mutual Aid Description</u>	<u>Response Time (Mins)</u>	<u># Personnel</u>	<u># Apparatus</u>
---------------	----------------------	-----------------	----------------	--------------------	-------------------------------	-----------------------------	--------------------	--------------------

Total Incidents for the Date Range: 9/1/2017 - 9/30/2017 = 38

# Incident Response with Apparatus and Personnel Counts

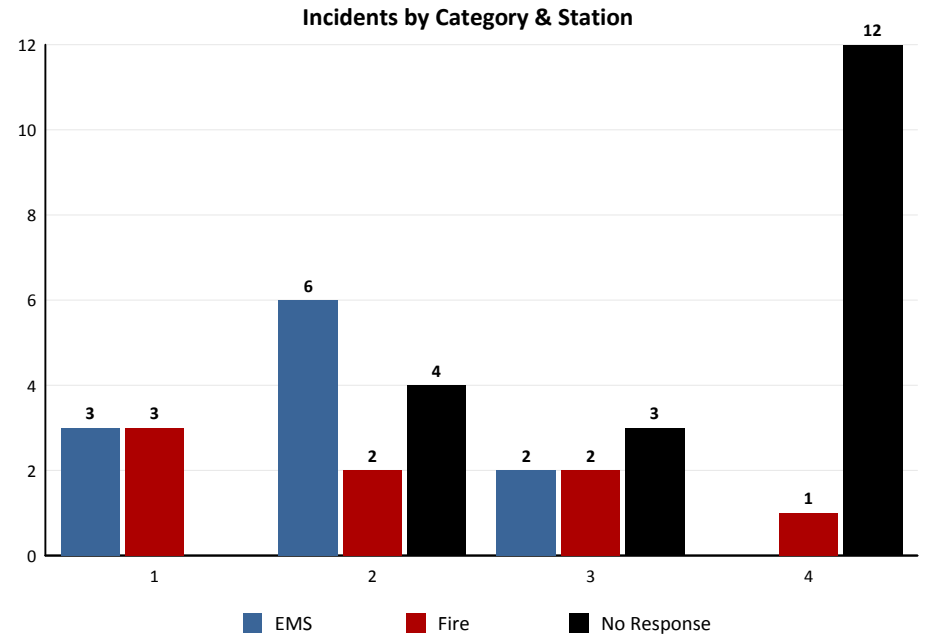
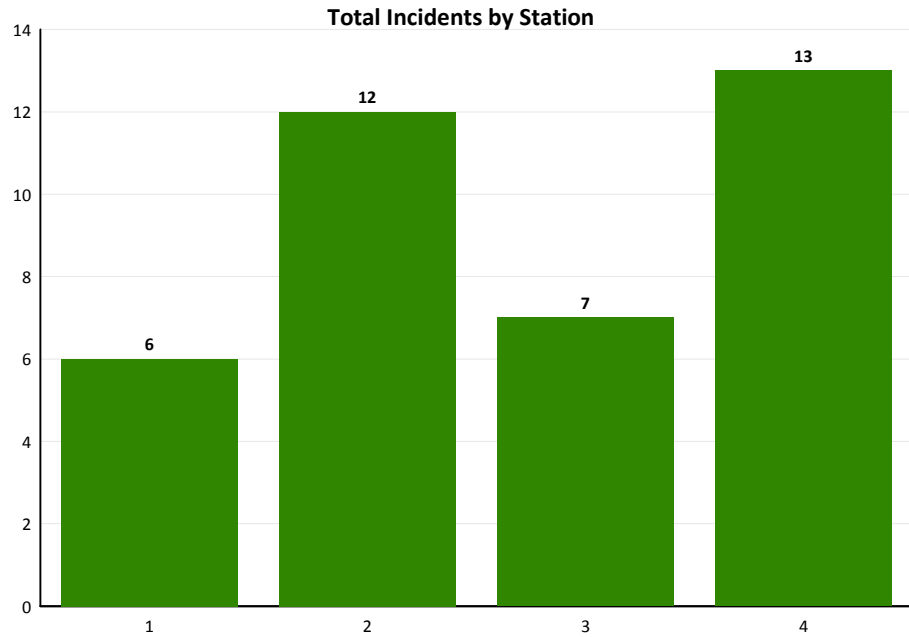
Date Range: 9/1/2017 - 9/30/2017



District	Average Response Time (Mins)	Average # Personnel	Average # Apparatus
COGF	3.75	3.00	1.25
ESD 4	N/A	3.89	1.44
ESD 7	13.00	3.50	1.25
ESD 8	10.71	3.62	1.52

# Incident Response with Apparatus and Personnel Counts

Date Range: 9/1/2017 - 9/30/2017



Station	Average Response Time (Mins)	Average # Personnel	Average # Apparatus
1	4.50	3.00	1.17
2	9.88	3.42	1.67
3	14.75	4.14	1.43
4	13.00	3.77	1.38