

Incident Response with Apparatus and Personnel Counts

Date Range: 4/1/2016 - 4/30/2016



<u>Number</u>	<u>Incident Type</u>	<u>District</u>	<u>Station</u>	<u>Mutual Aid?</u>	<u>Mutual Aid Description</u>	<u>Response Time (Mins)</u>	<u># Personnel</u>	<u># Apparatus</u>
04/01/16								
0000105	6113-Stand By For Leon Springs	ESD 4	4	Y	Stand By For Leon Springs	N/A	3	1
0000106	8131-Tree In The Road	COGF	1	N	None	0	3	2
0000107	3221-Babcock Rd Vehicle Accident With Injuries	ESD 8	2	N	Automatic Aid Given	7	4	2
0000108	730-System Malfunction, Other	ESD 8	1	N	Automatic Aid Received	8	2	2
0000109	651-Smoke Scare, Odor Of Smoke	ESD 8	2	N	Automatic Aid Received	13	7	3
04/02/16								
0000110	311-Medical Assist, Assist Ems Crew	Helotes	4	Y	Mutual Aid Given	0	2	1
0000111	324-Motor Vehicle Accident With No Injuries	COGF	1	N	None	8	2	1
0000112	631-Authorized Controlled Burning	ESD 8	1	N	None	2	2	1
0000113	311-Medical Assist, Assist Ems Crew	COGF	1	N	None	0	2	1
04/03/16								
0000114	412-Gas Leak (Natural Gas Or Lpg)	ESD 8	3	N	None	15	2	1
0000115	611-Dispatched & Cancelled En Route	ESD 4	4	N	Automatic Aid Given	N/A	4	1
04/04/16								
0000116	6113-Stand By For Leon Springs	ESD 4	4	Y	Stand By For Leon Springs	N/A	3	1
04/07/16								
0000117	6113-Stand By For Leon Springs	ESD 4	4	Y	Stand By For Leon Springs	N/A	3	1
04/08/16								
0000118	6117-Medical - Cancelled On Scene	ESD 8	2	N	None	N/A	2	1
0000119	6113-Stand By For Leon Springs	ESD 4	4	Y	Stand By For Leon Springs	N/A	2	1
04/09/16								
0000120	6113-Stand By For Leon Springs	ESD 4	4	Y	Stand By For Leon Springs	N/A	2	1
04/12/16								
0000121	6113-Stand By For Leon Springs	ESD 4	4	Y	Stand By For Leon Springs	N/A	4	1
0000122	6113-Stand By For Leon Springs	ESD 4	4	Y	Stand By For Leon Springs	N/A	4	1
0000123	6115-Stand By For D7Fr	ESD 7	4	Y	Stand By For D7Fr	N/A	4	1
0000124	520-Water Problem, Other	ESD 8	2	N	None	17	3	1
0000125	111-Building Fire	ESD 7	4	N	Automatic Aid Given	9	7	3
0000126	600-Good Intent Call, Other	COGF	1	N	None	9	4	2

Incident Response with Apparatus and Personnel Counts

Date Range: 4/1/2016 - 4/30/2016



<u>Number</u>	<u>Incident Type</u>	<u>District</u>	<u>Station</u>	<u>Mutual Aid?</u>	<u>Mutual Aid Description</u>	<u>Response Time (Mins)</u>	<u># Personnel</u>	<u># Apparatus</u>
04/13/16								
0000127	6113-Stand By For Leon Springs	ESD 4	4	Y	Stand By For Leon Springs	N/A	3	1
0000128	6002-Good Intent - Nothing Found	COGF	1	N	None	5	2	2
0000129	311-Medical Assist, Assist Ems Crew	ESD 8	2	N	None	15	3	2
04/14/16								
0000130		BCFMO	2	N	Assist Fire Marshall Office	0	2	1
04/15/16								
0000131	6002-Good Intent - Nothing Found	ESD 8	2	N	Automatic Aid Received	16	3	1
0000132	6113-Stand By For Leon Springs	ESD 4	4	Y	Stand By For Leon Springs	N/A	3	1
04/17/16								
0000133	6112-Canceled Enroute	ESD 4	4	N	Automatic Aid Given	N/A	2	1
0000134	6112-Canceled Enroute	ESD 4	4	N	Automatic Aid Given	N/A	2	1
0000135	6002-Good Intent - Nothing Found	ESD 8	2	N	None	15	2	1
0000136	111-Building Fire	ESD 4	4	N	Automatic Aid Given	9	3	1
0000137	6112-Canceled Enroute	ESD 4	4	N	Automatic Aid Given	N/A	1	1
0000138	611-Dispatched & Cancelled En Route	ESD 4	4	N	Automatic Aid Given	N/A	1	1
0000139	611-Dispatched & Cancelled En Route	ESD 4	4	N	Automatic Aid Given	N/A	2	1
0000140	611-Dispatched & Cancelled En Route	ESD 4	4	N	Automatic Aid Given	N/A	2	1
04/18/16								
0000141	111-Building Fire	ESD 4	4	N	Automatic Aid Given	12	6	2
0000142	500-Service Call, Other	COGF	1	N	None	0	4	1
0000143	6112-Canceled Enroute	ESD 4	4	N	Automatic Aid Given	N/A	5	2
0000144	6113-Stand By For Leon Springs	ESD 4	4	Y	Stand By For Leon Springs	N/A	3	1
04/20/16								
0000145	311-Medical Assist, Assist Ems Crew	ESD 8	3	N	None	16	2	1
0000146	3221-Babcock Rd Vehicle Accident With Injuries	ESD 8	2	Y	Other Aid Given	7	4	2
0000147	6110-Medical- Cancelled En Route	ESD 8	3	N	None	N/A	2	4
04/21/16								
0000148	111-Building Fire	ESD 4	4	N	Automatic Aid Given	8	6	3
0000149	6113-Stand By For Leon Springs	ESD 4	4	Y	Stand By For Leon Springs	N/A	4	2
04/22/16								
0000150	6112-Canceled Enroute	ESD 8	2	N	Automatic Aid Received	N/A	4	2

Incident Response with Apparatus and Personnel Counts

Date Range: 4/1/2016 - 4/30/2016



<u>Number</u>	<u>Incident Type</u>	<u>District</u>	<u>Station</u>	<u>Mutual Aid?</u>	<u>Mutual Aid Description</u>	<u>Response Time (Mins)</u>	<u># Personnel</u>	<u># Apparatus</u>
04/25/16								
0000151	6115-Stand By For D7Fr	ESD 7	4	Y	Stand By For D7Fr	N/A	4	2
0000152	6113-Stand By For Leon Springs	ESD 4	4	Y	Stand By For Leon Springs	N/A	3	2
0000153	6113-Stand By For Leon Springs	ESD 4	4	Y	Stand By For Leon Springs	N/A	3	2
04/27/16								
0000154	6113-Stand By For Leon Springs	ESD 4	4	Y	Stand By For Leon Springs	N/A	2	1
04/28/16								
0000155	6113-Stand By For Leon Springs	ESD 4	4	Y	Stand By For Leon Springs	N/A	4	2
0000156	6113-Stand By For Leon Springs	ESD 4	4	Y	Stand By For Leon Springs	N/A	3	1
04/29/16								
0000157	611-Dispatched & Cancelled En Route	ESD 4	4	Y	Mutual Aid Given	N/A	2	1
0000158	611-Dispatched & Cancelled En Route	Helotes	4	Y	Mutual Aid Given	N/A	3	1
0000159	622-No Incident Found On Arrival At Dispatch Address	ESD 8	2	N	None	14	4	2
04/30/16								
0000160	600-Good Intent Call, Other	Helotes	4	N	None	1	2	1
0000161	321-Ems Call, Excluding Vehicle Accident With Injury	ESD 8	1	Y	Mutual Aid Received	0	4	2

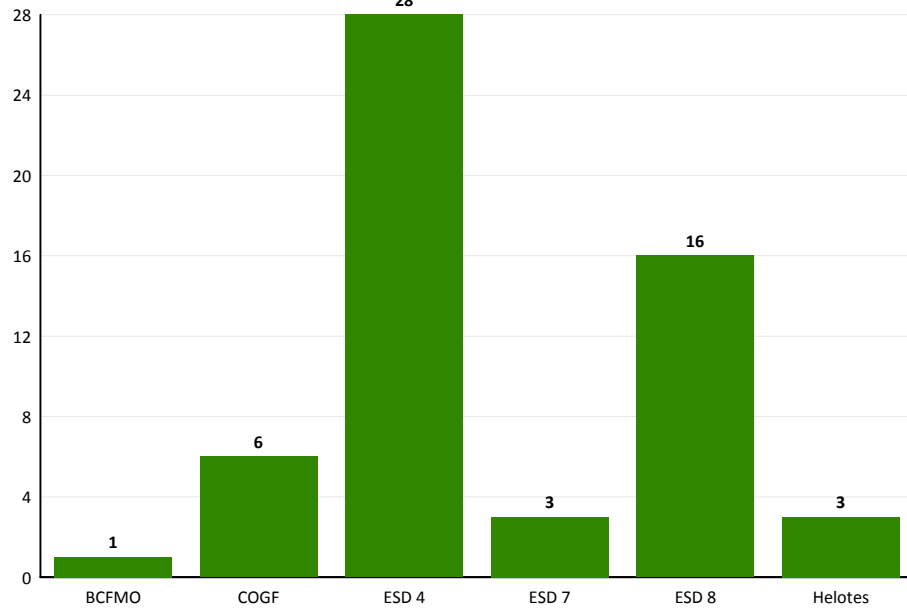
Total Incidents for the Date Range: 4/1/2016 - 4/30/2016 = 57

Incident Response with Apparatus and Personnel Counts

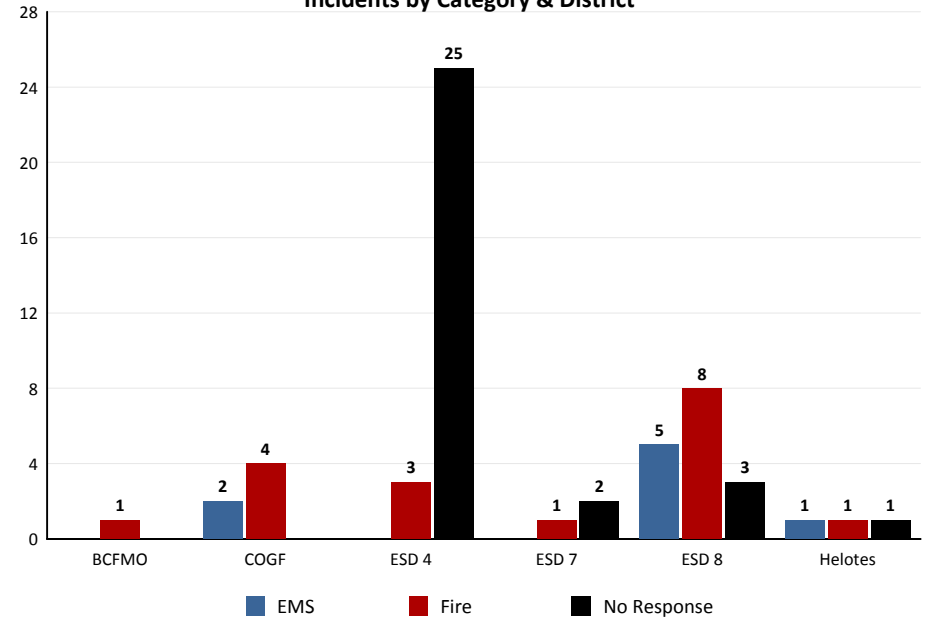
Date Range: 4/1/2016 - 4/30/2016



Total Incidents by District



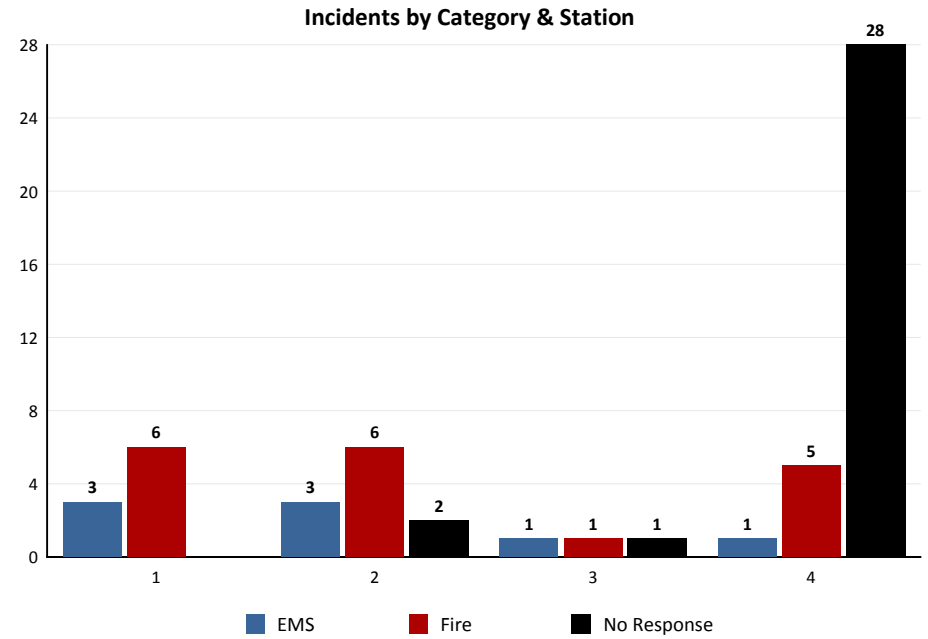
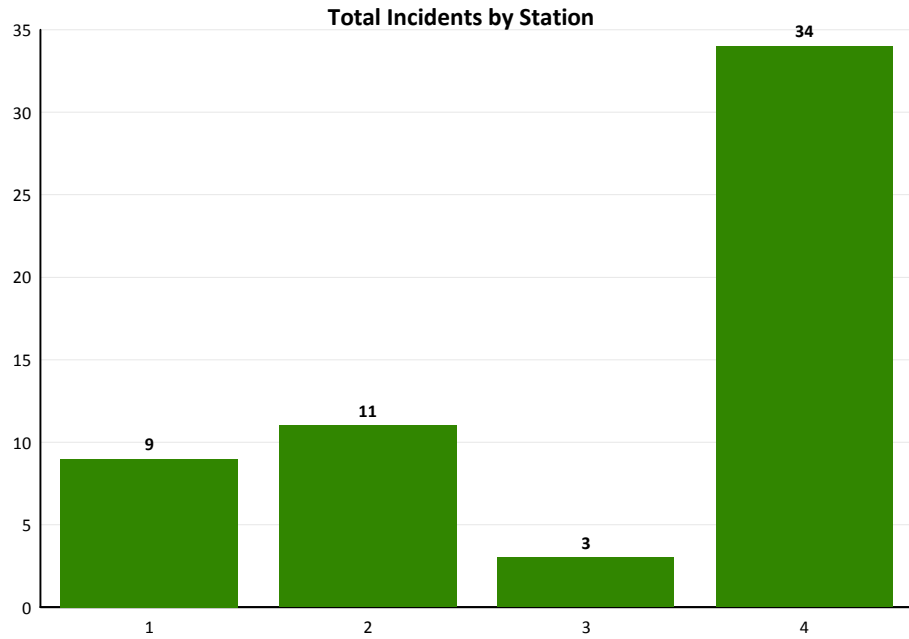
Incidents by Category & District



District	Average Response Time (Mins)	Average # Personnel	Average # Apparatus
BCFMO	0.00	2.00	1.00
COGF	3.67	2.83	1.50
ESD 4	9.67	3.04	1.25
ESD 7	9.00	5.00	2.00
ESD 8	11.15	3.13	1.56
Helotes	0.50	2.33	1.00

Incident Response with Apparatus and Personnel Counts

Date Range: 4/1/2016 - 4/30/2016



Station	Average Response Time (Mins)	Average # Personnel	Average # Apparatus
1	3.56	2.78	1.56
2	11.56	3.45	1.64
3	15.50	2.00	1.00
4	6.50	3.15	1.29