

# Incident Response with Apparatus and Personnel Counts

Date Range: 12/1/2016 - 12/31/2016



<u>Number</u>	<u>Incident Type</u>	<u>District</u>	<u>Station</u>	<u>Mutual Aid?</u>	<u>Mutual Aid Description</u>	<u>Response Time (Mins)</u>	<u># Personnel</u>	<u># Apparatus</u>
<b>12/01/16</b>								
0000505	311-Medical Assist, Assist Ems Crew	ESD 8	2	N	None	15	2	1
<b>12/02/16</b>								
0000506	6113-Stand By For Leon Springs	ESD 4	4	Y	Stand By For Leon Springs	N/A	4	1
0000507	6115-Stand By For D7Fr	ESD 7	4	Y	Stand By For D7Fr	N/A	4	1
0000508	311-Medical Assist, Assist Ems Crew	ESD 8	1	N	None	0	5	3
0000509	3221-Babcock Rd Vehicle Accident With Injuries	ESD 8	2	N	None	8	6	3
<b>12/03/16</b>								
0000510	700-False Alarm Or False Call, Other	ESD 8	1	N	Automatic Aid Received	7	3	1
<b>12/05/16</b>								
0000511	611-Dispatched & Cancelled En Route	COGF	1	N	None	N/A	2	1
<b>12/06/16</b>								
0000512	611-Dispatched & Cancelled En Route	ESD 8	3	N	Automatic Aid Received	N/A	7	2
0000513	3221-Babcock Rd Vehicle Accident With Injuries	ESD 8	2	N	None	9	7	3
<b>12/07/16</b>								
0000514	311-Medical Assist, Assist Ems Crew	ESD 8	2	N	None	9	3	1
0000515	6113-Stand By For Leon Springs	ESD 4	4	Y	Stand By For Leon Springs	N/A	3	1
<b>12/08/16</b>								
0000516	6113-Stand By For Leon Springs	ESD 4	4	Y	Stand By For Leon Springs	N/A	3	1
0000517	6113-Stand By For Leon Springs	ESD 4	4	Y	Stand By For Leon Springs	N/A	3	1
0000518	611-Dispatched & Cancelled En Route	ESD 7	4	Y	Mutual Aid Given	N/A	2	1
<b>12/10/16</b>								
0000519	322-Vehicle Accident With Injuries	ESD 8	1	N	None	8	7	3
<b>12/11/16</b>								
0000520	6115-Stand By For D7Fr	ESD 7	4	Y	Stand By For D7Fr	N/A	4	1
0000521	6113-Stand By For Leon Springs	ESD 4	4	Y	Stand By For Leon Springs	N/A	4	1
0000522	736-Co Detector Activation Due To Malfunction	ESD 8	2	N	None	10	2	1

# Incident Response with Apparatus and Personnel Counts

Date Range: 12/1/2016 - 12/31/2016



<u>Number</u>	<u>Incident Type</u>	<u>District</u>	<u>Station</u>	<u>Mutual Aid?</u>	<u>Mutual Aid Description</u>	<u>Response Time (Mins)</u>	<u># Personnel</u>	<u># Apparatus</u>
<b>12/13/16</b>								
0000523	6113-Stand By For Leon Springs	ESD 4	4	Y	Stand By For Leon Springs	N/A	3	2
0000524	311-Medical Assist, Assist Ems Crew	ESD 8	2	N	None	12	3	2
0000525	311-Medical Assist, Assist Ems Crew	ESD 8	2	N	None	6	2	1
<b>12/14/16</b>								
0000526	520-Water Problem, Other	ESD 8	3	N	None	10	2	1
<b>12/15/16</b>								
0000527	311-Medical Assist, Assist Ems Crew	ESD 8	1	N	None	3	3	1
0000528	611-Dispatched & Cancelled En Route	ESD 8	3	N	Automatic Aid Received	N/A	4	2
<b>12/16/16</b>								
0000529	311-Medical Assist, Assist Ems Crew	ESD 8	2	N	None	14	2	1
<b>12/17/16</b>								
0000530	6113-Stand By For Leon Springs	ESD 4	4	Y	Stand By For Leon Springs	N/A	2	2
0000531	700-False Alarm Or False Call, Other	ESD 8	2	N	Automatic Aid Received	14	2	1
<b>12/18/16</b>								
0000532	700-False Alarm Or False Call, Other	ESD 8	2	N	Automatic Aid Received	18	2	1
0000533	611-Dispatched & Cancelled En Route	ESD 8	2	N	None	N/A	2	1
<b>12/19/16</b>								
0000534	6113-Stand By For Leon Springs	ESD 4	4	Y	Stand By For Leon Springs	N/A	3	1
0000535	6113-Stand By For Leon Springs	ESD 4	4	Y	Stand By For Leon Springs	N/A	3	1
0000536	412-Gas Leak (Natural Gas Or Lpg)	ESD 4	4	Y	Mutual Aid Given	14	2	1
0000537		ESD 8	1	N	None	0	7	2
0000538	6113-Stand By For Leon Springs	ESD 4	4	Y	Stand By For Leon Springs	N/A	3	1
<b>12/20/16</b>								
0000539	311-Medical Assist, Assist Ems Crew	ESD 8	1	N	None	4	3	1
0000540		COGF	1	N	None	1	6	2
<b>12/21/16</b>								
0000541		ESD 8	1	N	None	0	10	3
<b>12/22/16</b>								
0000542	111-Building Fire	ESD 7	4	Y	Mutual Aid Given	10	3	1

# Incident Response with Apparatus and Personnel Counts

Date Range: 12/1/2016 - 12/31/2016

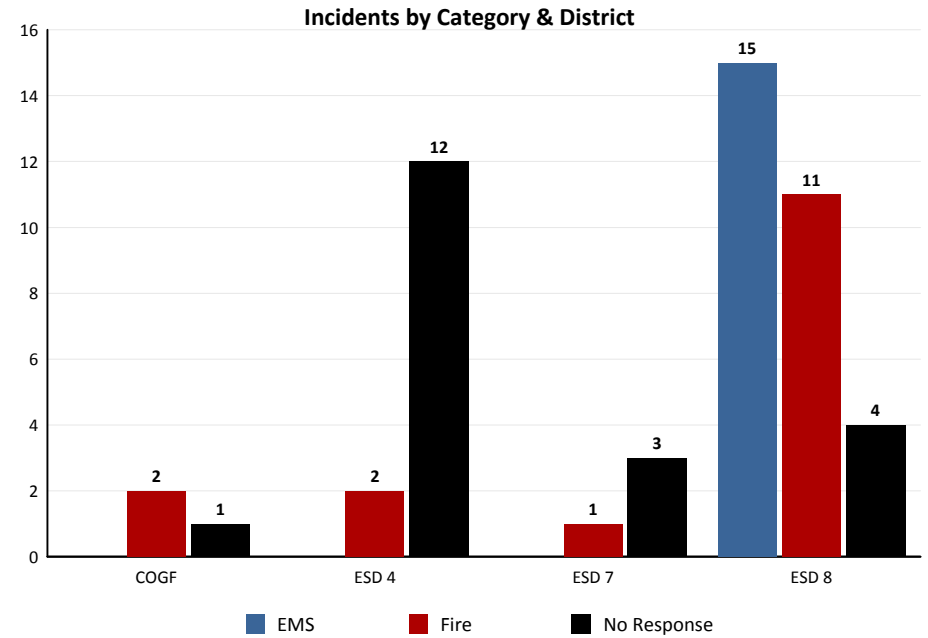
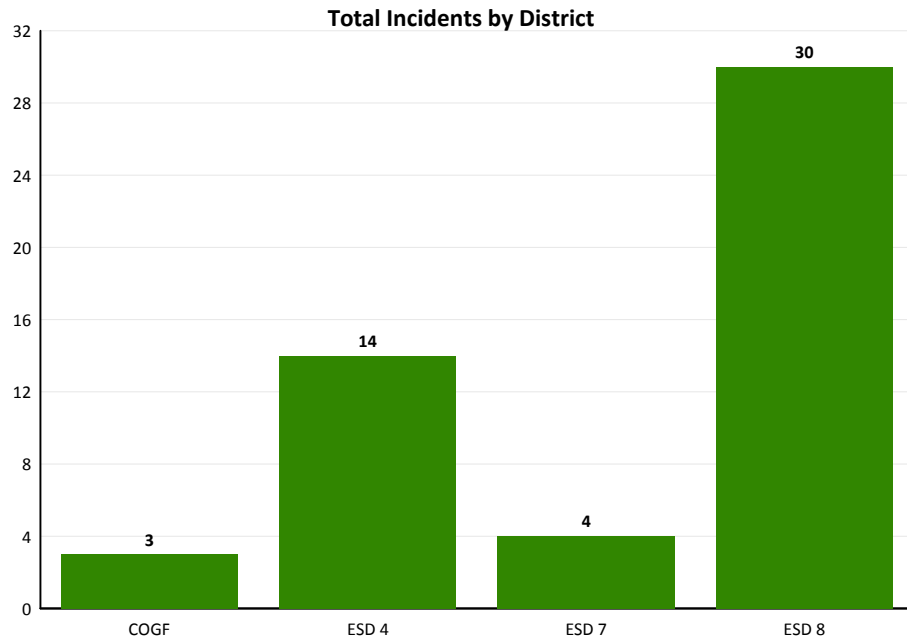


<u>Number</u>	<u>Incident Type</u>	<u>District</u>	<u>Station</u>	<u>Mutual Aid?</u>	<u>Mutual Aid Description</u>	<u>Response Time (Mins)</u>	<u># Personnel</u>	<u># Apparatus</u>
<b>12/23/16</b>								
0000543	311-Medical Assist, Assist Ems Crew	ESD 8	2	N	None	10	2	2
<b>12/24/16</b>								
0000544	6113-Stand By For Leon Springs	ESD 4	4	Y	Stand By For Leon Springs	N/A	2	1
<b>12/25/16</b>								
0000545	6113-Stand By For Leon Springs	ESD 4	4	Y	Stand By For Leon Springs	N/A	2	1
0000546	311-Medical Assist, Assist Ems Crew	ESD 8	2	N	None	12	2	1
<b>12/26/16</b>								
0000547	550-Public Service Assistance, Other	ESD 8	1	N	None	0	3	1
<b>12/27/16</b>								
0000548	3221-Babcock Rd Vehicle Accident With Injuries	ESD 8	2	N	None	9	4	2
<b>12/28/16</b>								
0000549	561-Unauthorized Burning	COGF	1	N	None	1	2	1
0000550	631-Authorized Controlled Burning	ESD 8	1	N	None	6	2	1
<b>12/29/16</b>								
0000551	6110-Medical- Cancelled En Route	ESD 8	2	N	None	N/A	2	1
0000552		ESD 8	3	N	Assist Fire Marshall Office	13	1	1
0000553	550-Public Service Assistance, Other	ESD 8	1	N	None	0	2	1
<b>12/30/16</b>								
0000554	311-Medical Assist, Assist Ems Crew	ESD 8	3	N	None	15	4	2
<b>12/31/16</b>								
0000555	111-Building Fire	ESD 4	4	N	Automatic Aid Given	5	6	2

Total Incidents for the Date Range: 12/1/2016 - 12/31/2016 = 51

# Incident Response with Apparatus and Personnel Counts

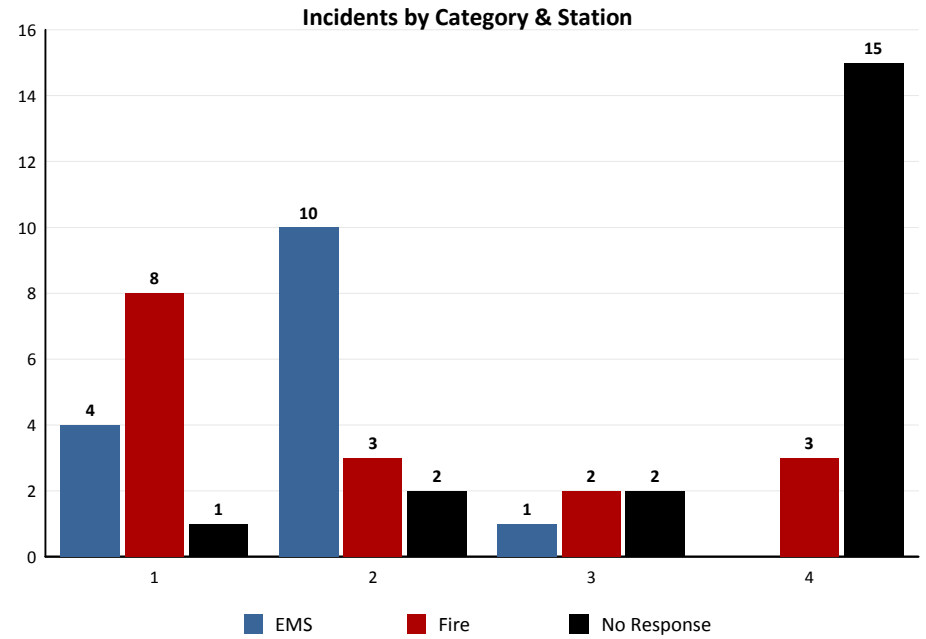
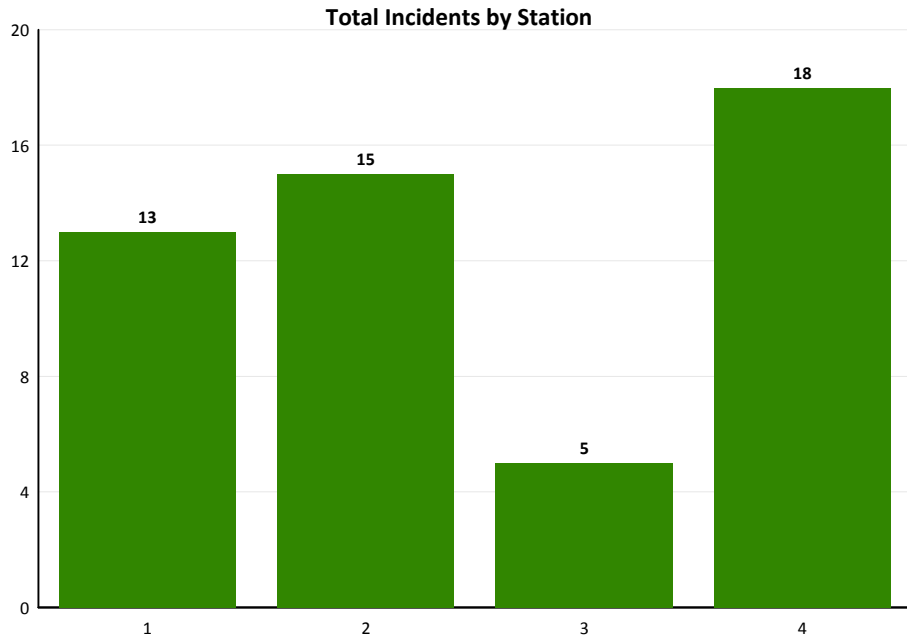
Date Range: 12/1/2016 - 12/31/2016



District	Average Response Time (Mins)	Average # Personnel	Average # Apparatus
COGF	1.00	3.33	1.33
ESD 4	9.50	3.07	1.21
ESD 7	10.00	3.25	1.00
ESD 8	8.15	3.53	1.57

# Incident Response with Apparatus and Personnel Counts

Date Range: 12/1/2016 - 12/31/2016



Station	Average Response Time (Mins)	Average # Personnel	Average # Apparatus
1	2.50	4.23	1.62
2	11.23	2.87	1.47
3	12.67	3.60	1.60
4	9.67	3.11	1.17