

Incident Response with Apparatus and Personnel Counts

Date Range: 1/1/2016 - 1/31/2016



<u>Number</u>	<u>Incident Type</u>	<u>District</u>	<u>Station</u>	<u>Mutual Aid?</u>	<u>Mutual Aid Description</u>	<u>Response Time (Mins)</u>	<u># Personnel</u>	<u># Apparatus</u>
01/01/16								
0000001	6112-Canceled Enroute	District	4	Y	Mutual Aid Given	N/A	5	2
0000002	6112-Canceled Enroute	Leon Spr	4	N	Automatic Aid Given	N/A	5	2
0000003	311-Medical Assist, Assist Ems Crew	ESD 8	1	N	None	9	6	2
0000004	6113-Stand By For Leon Springs	Leon Spr	4	Y	Stand By For Leon Springs	N/A	3	1
01/03/16								
0000005	6113-Stand By For Leon Springs	Leon Spr	4	Y	Stand By For Leon Springs	N/A	3	1
01/04/16								
0000006	6113-Stand By For Leon Springs	Leon Spr	4	Y	Stand By For Leon Springs	N/A	3	1
0000007	6112-Canceled Enroute	ESD 8	2	N	Automatic Aid Received	N/A	3	1
01/05/16								
0000008	6113-Stand By For Leon Springs	Leon Spr	4	Y	Stand By For Leon Springs	N/A	3	1
0000009	6113-Stand By For Leon Springs	Leon Spr	4	Y	Stand By For Leon Springs	N/A	3	1
0000010	6113-Stand By For Leon Springs	Leon Spr	4	Y	Stand By For Leon Springs	N/A	3	1
01/06/16								
0000011	113-Cooking Fire, Confined To Container	ESD 8	2	N	None	14	3	3
0000012	6113-Stand By For Leon Springs	Leon Spr	4	Y	Stand By For Leon Springs	N/A	5	2
0000013	6113-Stand By For Leon Springs	Leon Spr	4	Y	Stand By For Leon Springs	N/A	5	2
0000014	6113-Stand By For Leon Springs	Leon Spr	4	Y	Stand By For Leon Springs	N/A	5	2
01/09/16								
0000015	6113-Stand By For Leon Springs	Leon Spr	4	Y	Stand By For Leon Springs	N/A	2	1
0000016	440-Electrical Wiring/Equipment Problem, Other	ESD 8	2	N	None	7	5	2
0000017	311-Medical Assist, Assist Ems Crew	ESD 8	2	N	None	12	5	2
01/11/16								
0000018	6114-Stand By For Helotes	Helotes	4	Y	Stand By For Helotes	N/A	3	1
01/12/16								
0000019	6113-Stand By For Leon Springs	Leon Spr	4	Y	Stand By For Leon Springs	N/A	3	1
01/13/16								
0000020	611-Dispatched & Cancelled En Route	ESD 8	2	N	Automatic Aid Received	N/A	4	2

Incident Response with Apparatus and Personnel Counts

Date Range: 1/1/2016 - 1/31/2016



<u>Number</u>	<u>Incident Type</u>	<u>District</u>	<u>Station</u>	<u>Mutual Aid?</u>	<u>Mutual Aid Description</u>	<u>Response Time (Mins)</u>	<u># Personnel</u>	<u># Apparatus</u>
01/14/16								
0000021	6117-Medical - Cancelled On Scene	ESD 8	3	N	None	N/A	3	1
0000022	6113-Stand By For Leon Springs	Leon Spr	4	Y	Stand By For Leon Springs	N/A	3	1
01/15/16								
0000023	6113-Stand By For Leon Springs	Leon Spr	4	Y	Stand By For Leon Springs	N/A	2	1
01/16/16								
0000024	6113-Stand By For Leon Springs	Leon Spr	4	Y	Stand By For Leon Springs	N/A	2	1
0000025	6112-Canceled Enroute	Leon Spr	4	N	Automatic Aid Given	N/A	3	1
01/17/16								
0000026	6113-Stand By For Leon Springs	Leon Spr	4	Y	Stand By For Leon Springs	N/A	2	1
01/18/16								
0000027	100-Fire, Other	ESD 8	2	N	None	12	3	1
0000028	143-Grass Fire	ESD 8	2	N	None	8	3	2
01/19/16								
0000029	6113-Stand By For Leon Springs	Leon Spr	4	Y	Stand By For Leon Springs	N/A	4	2
01/20/16								
0000030		FMO	2	N	Assist Fire Marshall Office	13	2	1
01/21/16								
0000031	5530-Public Service- Lift Assist	Grey For	1	N	None	4	6	3
01/23/16								
0000032	90-Special Type Of Incident	ESD 8	4	N	None	9	3	2
0000033	6113-Stand By For Leon Springs	Leon Spr	4	Y	Stand By For Leon Springs	N/A	2	1
01/25/16								
0000034	445-Arcing, Shorted Electrical Equipment	Grey For	2	N	Automatic Aid Received	13	4	1
01/28/16								
0000035	118-Trash Or Rubbish Fire, Contained	ESD 8	2	N	None	12	4	2
0000036		FMO	1	N	Assist Fire Marshall Office	1	2	1
0000037	311-Medical Assist, Assist Ems Crew	Grey For	1	N	None	3	3	1

Incident Response with Apparatus and Personnel Counts

Date Range: 1/1/2016 - 1/31/2016



<u>Number</u>	<u>Incident Type</u>	<u>District</u>	<u>Station</u>	<u>Mutual Aid?</u>	<u>Mutual Aid Description</u>	<u>Response Time (Mins)</u>	<u># Personnel</u>	<u># Apparatus</u>
01/30/16								
0000038	6113-Stand By For Leon Springs	Leon Spr	4	Y	Other Aid Given	N/A	3	1
0000039	311-Medical Assist, Assist Ems Crew	ESD 8	2	N	None	3	5	2

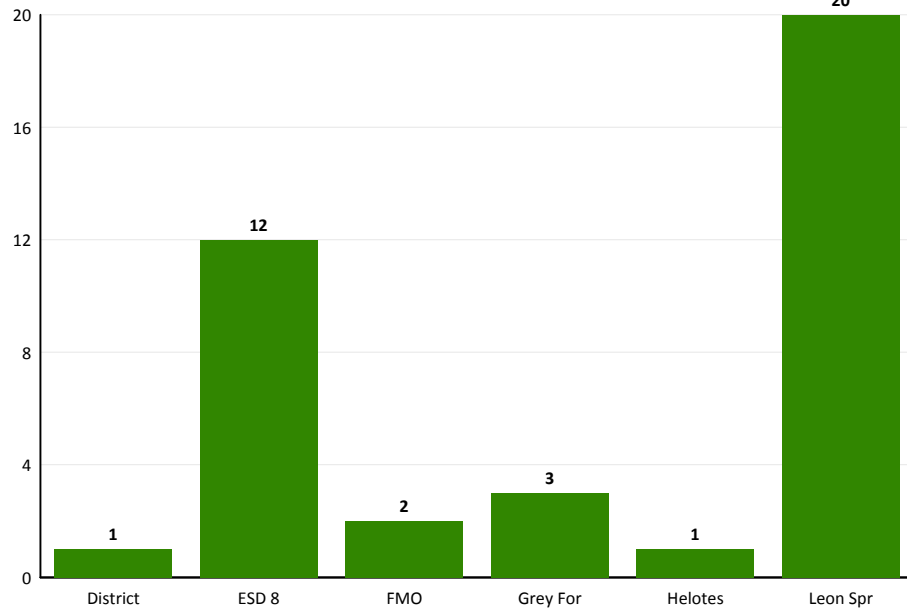
Total Incidents for the Date Range: 1/1/2016 - 1/31/2016 = 39

Incident Response with Apparatus and Personnel Counts

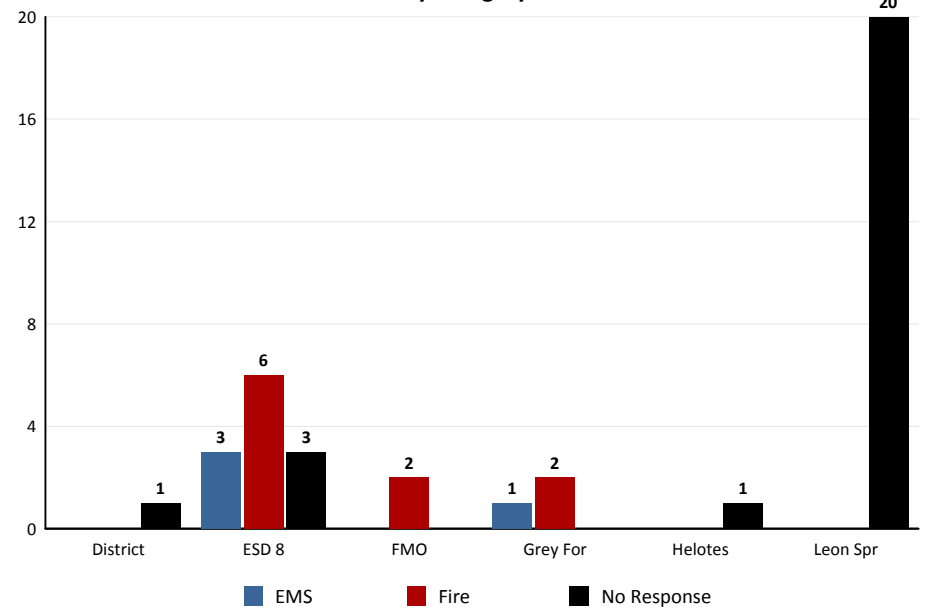
Date Range: 1/1/2016 - 1/31/2016



Total Incidents by District



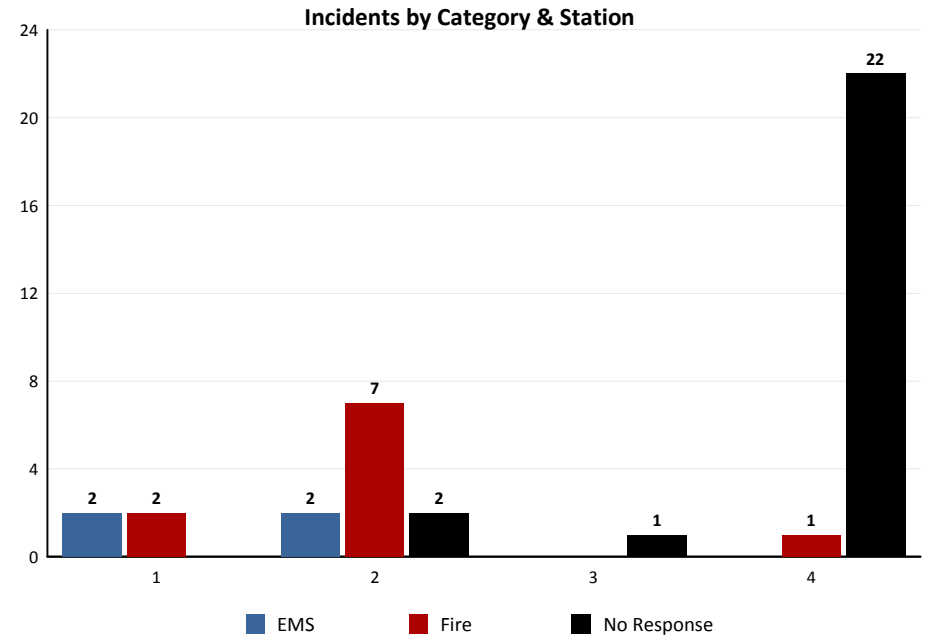
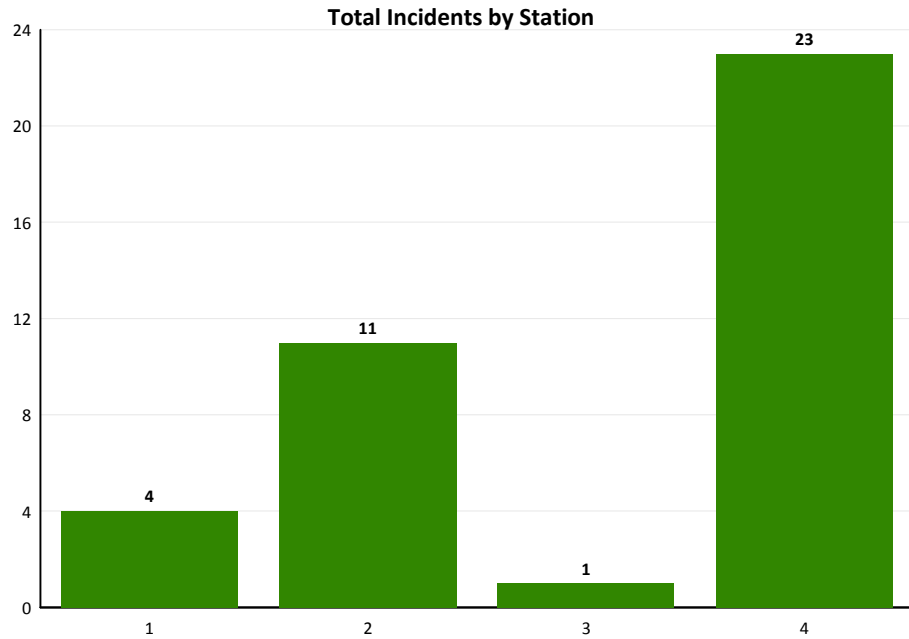
Incidents by Category & District



District	Average Response Time (Mins)	Average # Personnel	Average # Apparatus
District	N/A	5.00	2.00
ESD 8	9.56	3.92	1.75
FMO	7.00	2.00	1.00
Grey For	6.67	4.33	1.67
Helotes	N/A	3.00	1.00
Leon Spr	N/A	3.20	1.25

Incident Response with Apparatus and Personnel Counts

Date Range: 1/1/2016 - 1/31/2016



Station	Average Response Time (Mins)	Average # Personnel	Average # Apparatus
1	4.25	4.25	1.75
2	10.44	3.73	1.64
3	N/A	3.00	1.00
4	9.00	3.26	1.30