

Incident Response with Apparatus and Personnel Counts

Date Range: 5/1/2016 - 5/31/2016



<u>Number</u>	<u>Incident Type</u>	<u>District</u>	<u>Mutual Aid?</u>	<u>Mutual Aid Description</u>	<u>Response Time (Mins)</u>	<u># Personnel</u>	<u># Apparatus</u>
05/01/16							
0000162	5531-Assist Public-Lock Out	COGF	N	None	0	2	1
0000163	6113-Stand By For Leon Springs	ESD 4	Y	Stand By For Leon Springs	N/A	3	1
0000164	6113-Stand By For Leon Springs	ESD 4	Y	Stand By For Leon Springs	N/A	2	1
05/02/16							
0000165	553-Public Service	ESD 8	N	None	0	2	1
0000166	311-Medical Assist, Assist Ems Crew	COGF	N	None	5	4	3
05/03/16							
0000167	5530-Public Service- Lift Assist	COGF	N	None	0	2	1
05/04/16							
0000168	322-Vehicle Accident With Injuries	ESD 8	N	Automatic Aid Received	8	3	2
0000169	311-Medical Assist, Assist Ems Crew	ESD 8	N	None	11	2	1
05/05/16							
0000170	743-Smoke Detector Activation, No Fire - Unintentional	ESD 8	N	Automatic Aid Received	9	4	3
0000171	9001-Fire Prevention	ESD 8	N	Assist Fire Marshall Office	3	2	1
05/08/16							
0000172	311-Medical Assist, Assist Ems Crew	COGF	N	None	8	2	1
0000173	6113-Stand By For Leon Springs	ESD 4	Y	Stand By For Leon Springs	N/A	2	1
0000174	6113-Stand By For Leon Springs	ESD 4	Y	Stand By For Leon Springs	N/A	2	1
05/09/16							
0000175	5530-Public Service- Lift Assist	COGF	N	None	2	4	2
05/11/16							
0000176	6115-Stand By For D7Fr	ESD 7	Y	Stand By For D7Fr	N/A	2	1
0000177	6113-Stand By For Leon Springs	ESD 4	Y	Stand By For Leon Springs	N/A	2	1
0000178	6116-Stand By For Other	ESD 2	Y	Stand By For Other	N/A	2	1
0000179	6113-Stand By For Leon Springs	ESD 4	Y	Stand By For Leon Springs	N/A	2	1
0000180	445-Arcing, Shorted Electrical Equipment	COGF	N	None	0	2	1
0000181	311-Medical Assist, Assist Ems Crew	COGF	N	None	5	5	3

Incident Response with Apparatus and Personnel Counts

Date Range: 5/1/2016 - 5/31/2016



<u>Number</u>	<u>Incident Type</u>	<u>District</u>	<u>Mutual Aid?</u>	<u>Mutual Aid Description</u>	<u>Response Time (Mins)</u>	<u># Personnel</u>	<u># Apparatus</u>
05/12/16							
0000182	311-Medical Assist, Assist Ems Crew	ESD 8	N	None	9	3	1
05/13/16							
0000183	651-Smoke Scare, Odor Of Smoke	ESD 8	N	None	11	2	2
05/14/16							
0000184	324-Motor Vehicle Accident With No Injuries	ESD 8	N	None	13	3	2
0000185	730-System Malfunction, Other	ESD 8	N	None	15	1	1
0000186	311-Medical Assist, Assist Ems Crew	ESD 8	N	None	9	3	2
05/15/16							
0000187	550-Public Service Assistance, Other	COGF	N	None	0	6	2
05/16/16							
0000188	322-Vehicle Accident With Injuries	ESD 8	N	None	9	4	2
0000189	6113-Stand By For Leon Springs	ESD 4	Y	Stand By For Leon Springs	N/A	3	1
0000190	9001-Fire Prevention	BCFMO	N	Assist Fire Marshall Office	35	2	1
05/17/16							
0000191	700-False Alarm Or False Call, Other	ESD 8	N	Automatic Aid Received	14	2	1
0000192	311-Medical Assist, Assist Ems Crew	ESD 8	N	None	12	3	2
05/18/16							
0000193	735-Alarm System Sounded Due To Malfunction	ESD 8	N	Automatic Aid Received	14	3	2
05/19/16							
0000194	311-Medical Assist, Assist Ems Crew	ESD 8	N	None	16	4	1
0000195	311-Medical Assist, Assist Ems Crew	ESD 8	N	None	17	2	2
0000196	363-Swift Water Rescue	ESD 8	Y	Mutual Aid Received	15	3	2
0000197	311-Medical Assist, Assist Ems Crew	ESD 8	N	None	6	3	2
0000198	510-Person In Distress, Other	ESD 8	N	None	6	1	1
0000199	6113-Stand By For Leon Springs	ESD 4	Y	Stand By For Leon Springs	N/A	8	2
0000200	6119-Dispatched - Diverted To Mutal Aid	ESD 4	N	None	N/A	2	1

Incident Response with Apparatus and Personnel Counts

Date Range: 5/1/2016 - 5/31/2016



Number	Incident Type	District	Mutual Aid?	Mutual Aid Description	Response Time (Mins)	# Personnel	# Apparatus
05/20/16							
0000201	542-Animal Rescue	COGF	N	None	0	3	2
0000202	6113-Stand By For Leon Springs	ESD 4	Y	Stand By For Leon Springs	N/A	4	2
0000203	6113-Stand By For Leon Springs	ESD 4	Y	Stand By For Leon Springs	N/A	4	1
05/21/16							
0000204	311-Medical Assist, Assist Ems Crew	ESD 8	N	None	10	3	3
05/23/16							
0000205	322-Vehicle Accident With Injuries	ESD 8	N	None	8	3	2
0000206	6113-Stand By For Leon Springs	ESD 4	Y	Stand By For Leon Springs	N/A	2	1
05/25/16							
0000207	311-Medical Assist, Assist Ems Crew	ESD 8	N	None	6	3	1
0000208	6113-Stand By For Leon Springs	ESD 4	Y	Stand By For Leon Springs	N/A	2	1
0000209	311-Medical Assist, Assist Ems Crew	ESD 8	N	None	12	2	1
0000210	6113-Stand By For Leon Springs	ESD 4	Y	Stand By For Leon Springs	N/A	2	1
0000211	311-Medical Assist, Assist Ems Crew	ESD 8	N	None	6	4	2
05/27/16							
0000212	611-Dispatched & Cancelled En Route	ESD 4	Y	Mutual Aid Given	N/A	3	2
0000213	311-Medical Assist, Assist Ems Crew	ESD 8	N	None	10	2	1
05/28/16							
0000214	311-Medical Assist, Assist Ems Crew	CoGF	N	None	6	2	1
0000215	6113-Stand By For Leon Springs	ESD 4	Y	Stand By For Leon Springs	N/A	2	1
05/29/16							
0000216	111-Building Fire	ESD 4	N	Automatic Aid Given	7	3	1
0000217	8131-Tree In The Road	COGF	N	None	0	1	1
0000218	715-Local Alarm System, Malicious False Alarm	ESD 4	Y	Mutual Aid Given	11	1	1
0000219	6112-Canceled Enroute	ESD 7	Y	Mutual Aid Given	N/A	5	2
0000220	6113-Stand By For Leon Springs	ESD 4	Y	Stand By For Leon Springs	N/A	3	1
0000221	412-Gas Leak (Natural Gas Or Lpg)	COGF	N	None	4	2	1
0000222	6113-Stand By For Leon Springs	ESD 4	Y	Stand By For Leon Springs	N/A	3	1
0000223	6113-Stand By For Leon Springs	ESD 4	Y	Stand By For Leon Springs	N/A	3	1

Incident Response with Apparatus and Personnel Counts

Date Range: 5/1/2016 - 5/31/2016

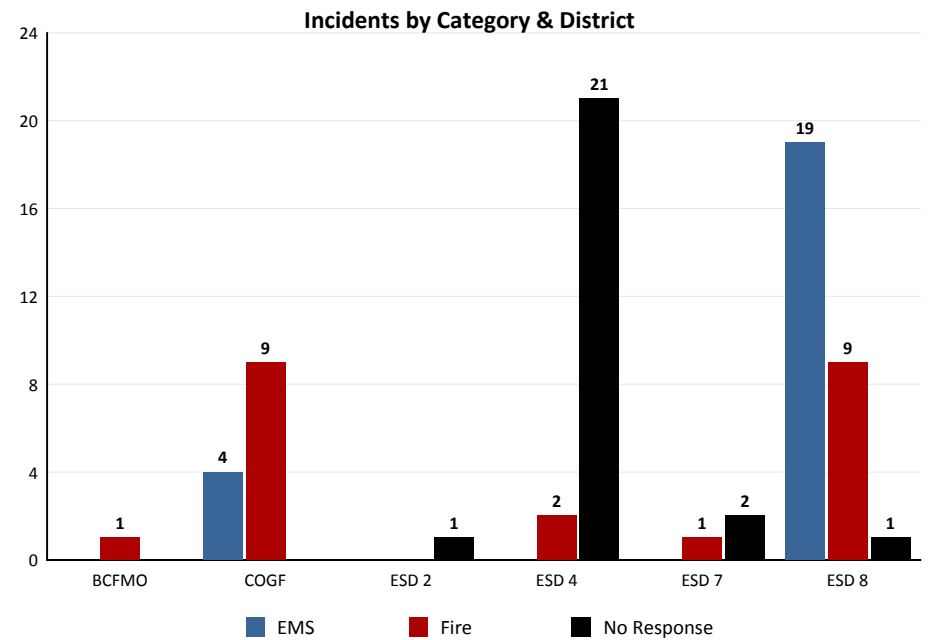
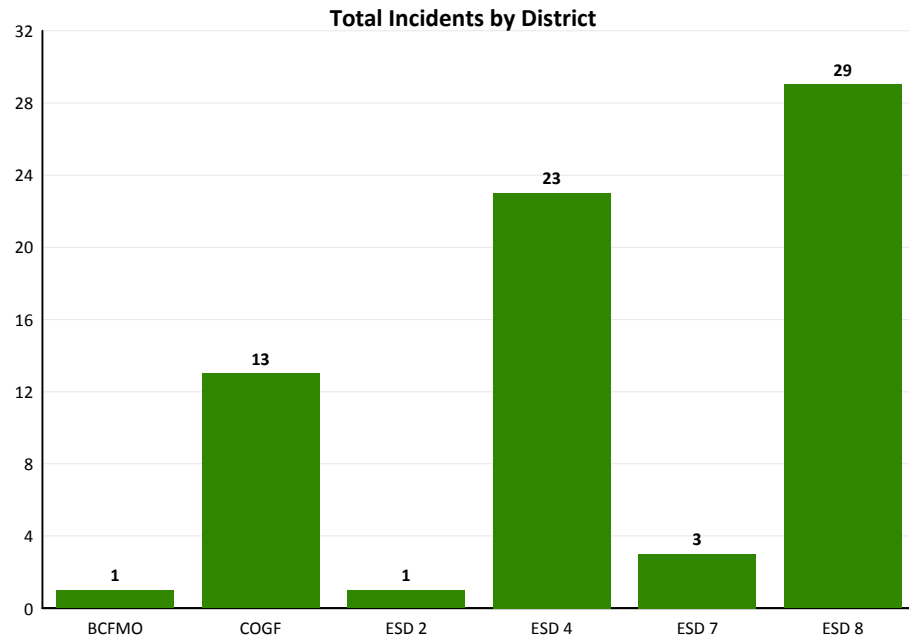


<u>Number</u>	<u>Incident Type</u>	<u>District</u>	<u>Mutual Aid?</u>	<u>Mutual Aid Description</u>	<u>Response Time (Mins)</u>	<u># Personnel</u>	<u># Apparatus</u>
05/30/16							
0000224	6112-Canceled Enroute	ESD 4	N	Automatic Aid Given	N/A	2	1
0000225	111-Building Fire	ESD 7	N	Automatic Aid Given	7	3	1
05/31/16							
0000226	611-Dispatched & Cancelled En Route	ESD 4	N	Automatic Aid Given	N/A	3	2
0000227	631-Authorized Controlled Burning	ESD 8	N	None	13	4	3
0000228	9001-Fire Prevention	COGF	N	None	0	3	2
0000229	311-Medical Assist, Assist Ems Crew	ESD 8	N	None	12	3	2
0000230	322-Vehicle Accident With Injuries	ESD 8	N	None	8	5	3
0000231	6112-Canceled Enroute	ESD 8	N	Automatic Aid Received	N/A	3	1

Total Incidents for the Date Range: 5/1/2016 - 5/31/2016 = 70

Incident Response with Apparatus and Personnel Counts

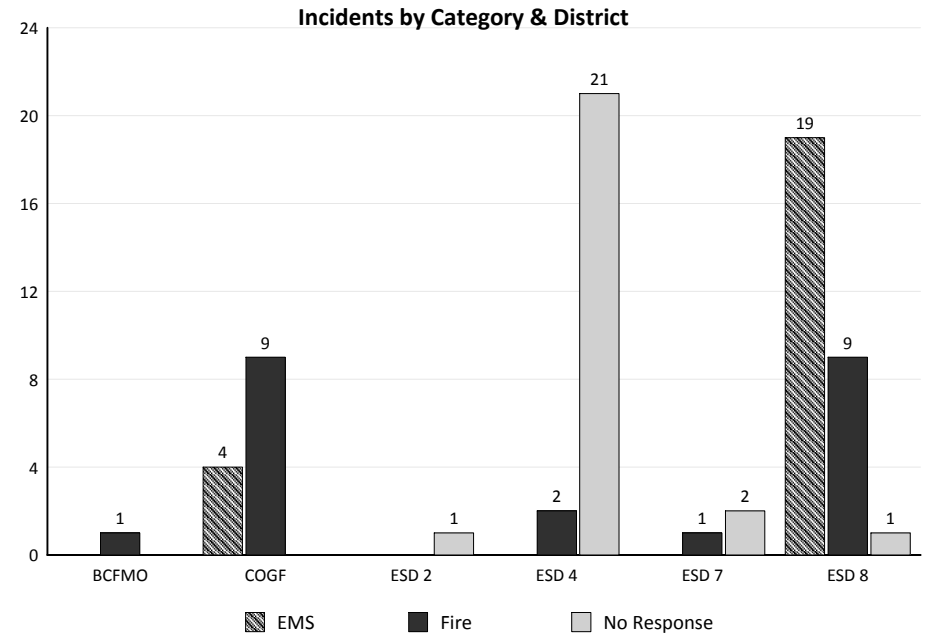
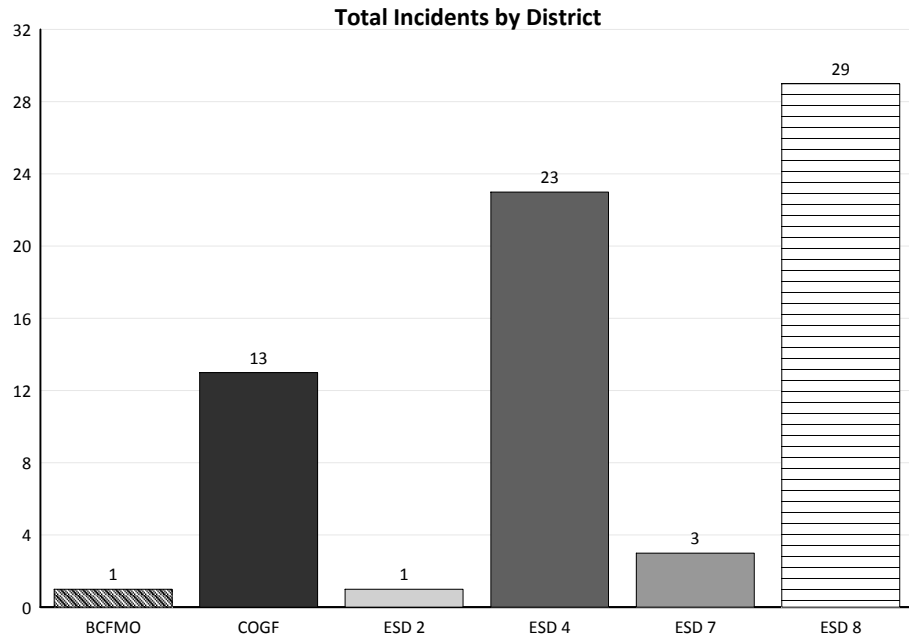
Date Range: 5/1/2016 - 5/31/2016



District	Average Response Time (Mins)	Average # Personnel	Average # Apparatus
BCFMO	35.00	2.00	1.00
COGF	2.31	2.92	1.46
ESD 2	N/A	2.00	1.00
ESD 4	9.00	2.74	1.17
ESD 7	7.00	3.33	1.33
ESD 8	10.07	2.90	1.62

Incident Response with Apparatus and Personnel Counts

Date Range: 5/1/2016 - 5/31/2016



District	Average Response Time (Mins)	Average # Personnel	Average # Apparatus
BCFMO	35.00	2.00	1.00
COGF	2.31	2.92	1.46
ESD 2	N/A	2.00	1.00
ESD 4	9.00	2.74	1.17
ESD 7	7.00	3.33	1.33
ESD 8	10.07	2.90	1.62