

# Incident Response with Apparatus and Personnel Counts

Date Range: 10/1/2016 - 10/31/2016



<u>Number</u>	<u>Incident Type</u>	<u>District</u>	<u>Station</u>	<u>Mutual Aid?</u>	<u>Mutual Aid Description</u>	<u>Response Time (Mins)</u>	<u># Personnel</u>	<u># Apparatus</u>
<b>10/01/16</b>								
0000418	700-False Alarm Or False Call, Other	ESD 4	4	N	Automatic Aid Given	9	2	1
0000419	311-Medical Assist, Assist Ems Crew	ESD 8	1	N	None	5	2	1
0000420	411-Gasoline Or Other Flammable Liquid Spill	ESD 8	2	N	None	15	2	1
<b>10/02/16</b>								
0000421	111-Building Fire	ESD 7	4	N	Automatic Aid Given	6	3	1
<b>10/03/16</b>								
0000422	311-Medical Assist, Assist Ems Crew	ESD 4	1	N	None	6	4	2
<b>10/04/16</b>								
0000423	311-Medical Assist, Assist Ems Crew	COGF	1	N	None	0	4	1
0000424	311-Medical Assist, Assist Ems Crew	COGF	1	N	None	4	2	1
<b>10/05/16</b>								
0000425	6113-Stand By For Leon Springs	ESD 4	4	Y	Stand By For Leon Springs	N/A	2	1
0000426	311-Medical Assist, Assist Ems Crew	ESD 8	1	N	None	9	2	1
<b>10/07/16</b>								
0000427	611-Dispatched & Cancelled En Route	ESD 8	3	N	None	N/A	2	1
<b>10/09/16</b>								
0000428	311-Medical Assist, Assist Ems Crew	ESD 8	2	N	None	16	2	1
0000429	611-Dispatched & Cancelled En Route	ESD 4	4	N	Automatic Aid Given	N/A	3	2
<b>10/10/16</b>								
0000430	6113-Stand By For Leon Springs	ESD 4	4	Y	Stand By For Leon Springs	N/A	3	2
<b>10/11/16</b>								
0000431	320-Emergency Medical Service, Other	COGF	1	N	None	8	2	2
0000432	100-Fire, Other	COGF	1	N	None	1	5	2
0000433	715-Local Alarm System, Malicious False Alarm	ESD 8	2	N	Automatic Aid Received	15	3	1
0000434	111-Building Fire	Helotes	4	N	Automatic Aid Given	3	5	2
0000435	311-Medical Assist, Assist Ems Crew	ESD 8	2	N	None	2	4	1
<b>10/12/16</b>								
0000436	6113-Stand By For Leon Springs	ESD 4	4	Y	Stand By For Leon Springs	N/A	3	1
0000437	6113-Stand By For Leon Springs	ESD 4	4	Y	Stand By For Leon Springs	N/A	3	1

# Incident Response with Apparatus and Personnel Counts

Date Range: 10/1/2016 - 10/31/2016

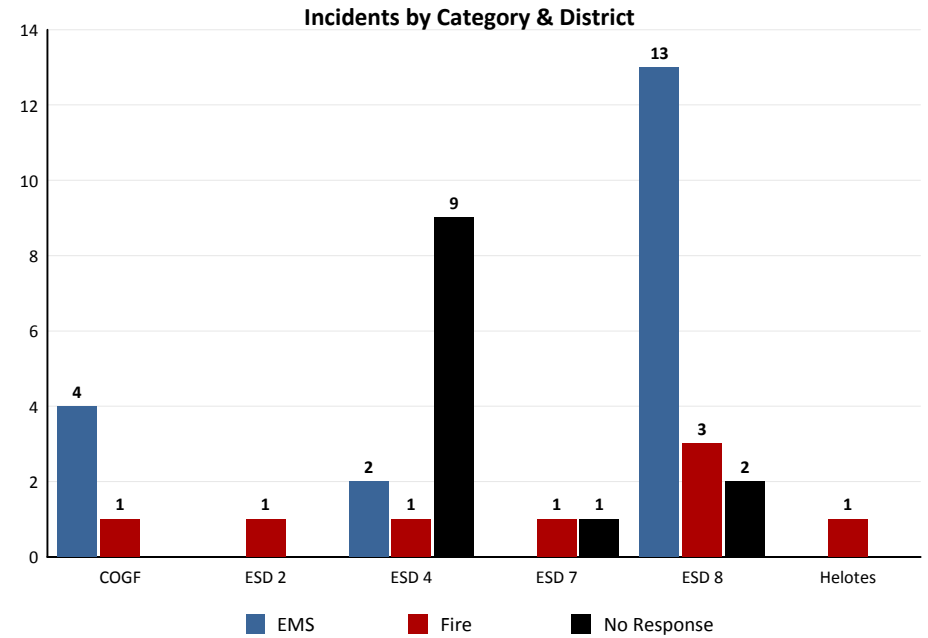
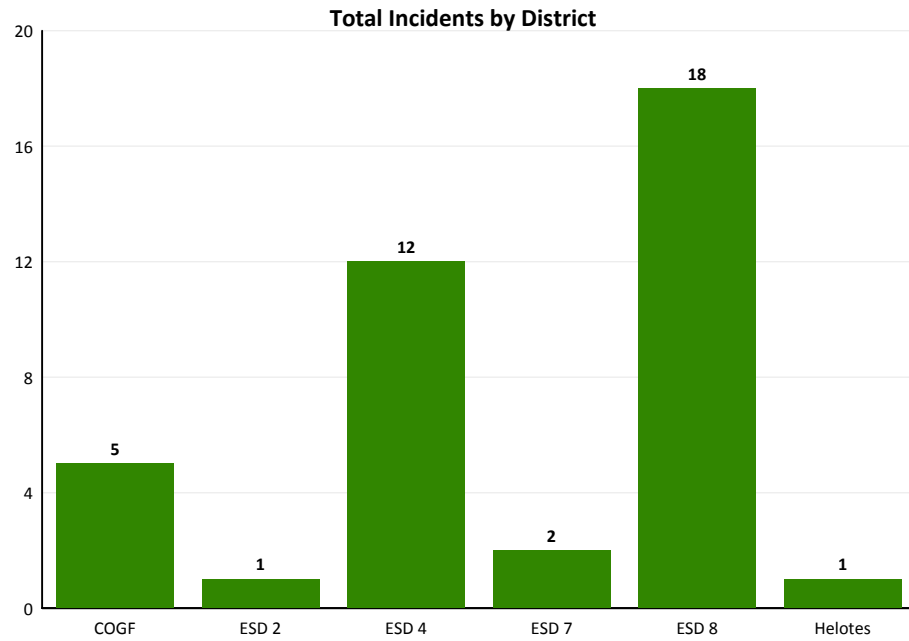


<u>Number</u>	<u>Incident Type</u>	<u>District</u>	<u>Station</u>	<u>Mutual Aid?</u>	<u>Mutual Aid Description</u>	<u>Response Time (Mins)</u>	<u># Personnel</u>	<u># Apparatus</u>
<b>10/14/16</b>								
0000438	900-Fire Prevention	ESD 8	3	N	None	0	4	2
<b>10/16/16</b>								
0000439	311-Medical Assist, Assist Ems Crew	ESD 8	2	N	None	13	3	1
<b>10/19/16</b>								
0000440	6113-Stand By For Leon Springs	ESD 4	4	Y	Stand By For Leon Springs	N/A	4	1
0000441	6113-Stand By For Leon Springs	ESD 4	4	Y	Stand By For Leon Springs	N/A	5	1
0000442	311-Medical Assist, Assist Ems Crew	COGF	1	N	None	4	3	1
0000443	311-Medical Assist, Assist Ems Crew	ESD 8	2	N	None	14	4	1
<b>10/21/16</b>								
0000444	311-Medical Assist, Assist Ems Crew	ESD 8	1	N	None	5	3	1
0000445	311-Medical Assist, Assist Ems Crew	ESD 8	2	N	None	7	3	2
<b>10/25/16</b>								
0000446	3221-Babcock Rd Vehicle Accident With Injuries	ESD 8	2	N	None	10	3	2
0000447	611-Dispatched & Cancelled En Route	ESD 8	2	N	Automatic Aid Received	N/A	2	1
<b>10/26/16</b>								
0000448	311-Medical Assist, Assist Ems Crew	ESD 8	2	N	None	10	2	1
0000449	611-Dispatched & Cancelled En Route	ESD 4	4	N	Automatic Aid Given	N/A	4	2
<b>10/28/16</b>								
0000450	311-Medical Assist, Assist Ems Crew	ESD 8	1	N	None	15	3	1
<b>10/29/16</b>								
0000451	900-Fire Prevention	ESD 2	4	Y	Other Aid Given	1	2	1
0000452	6115-Stand By For D7Fr	ESD 7	4	Y	Stand By For D7Fr	N/A	2	1
<b>10/30/16</b>								
0000453	311-Medical Assist, Assist Ems Crew	ESD 8	2	N	None	14	2	1
<b>10/31/16</b>								
0000454	311-Medical Assist, Assist Ems Crew	ESD 8	2	N	None	10	2	1
0000455	6113-Stand By For Leon Springs	ESD 4	4	Y	Stand By For Leon Springs	N/A	4	1
0000456	311-Medical Assist, Assist Ems Crew	ESD 4	1	N	None	5	2	1

Total Incidents for the Date Range: 10/1/2016 - 10/31/2016 = 39

# Incident Response with Apparatus and Personnel Counts

Date Range: 10/1/2016 - 10/31/2016



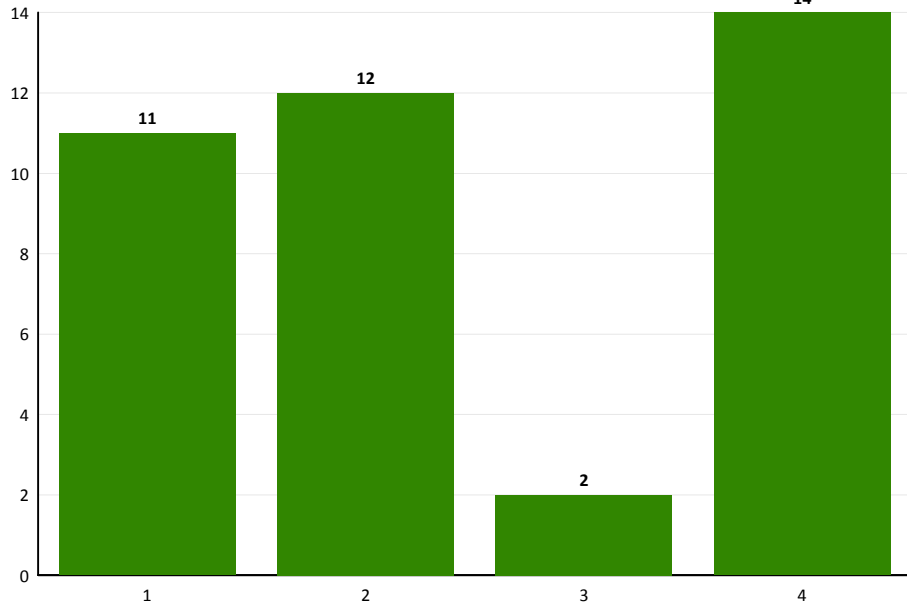
District	Average Response Time (Mins)	Average # Personnel	Average # Apparatus
COGF	3.40	3.20	1.40
ESD 2	1.00	2.00	1.00
ESD 4	6.67	3.25	1.33
ESD 7	6.00	2.50	1.00
ESD 8	10.00	2.67	1.17
Helotes	3.00	5.00	2.00

# Incident Response with Apparatus and Personnel Counts

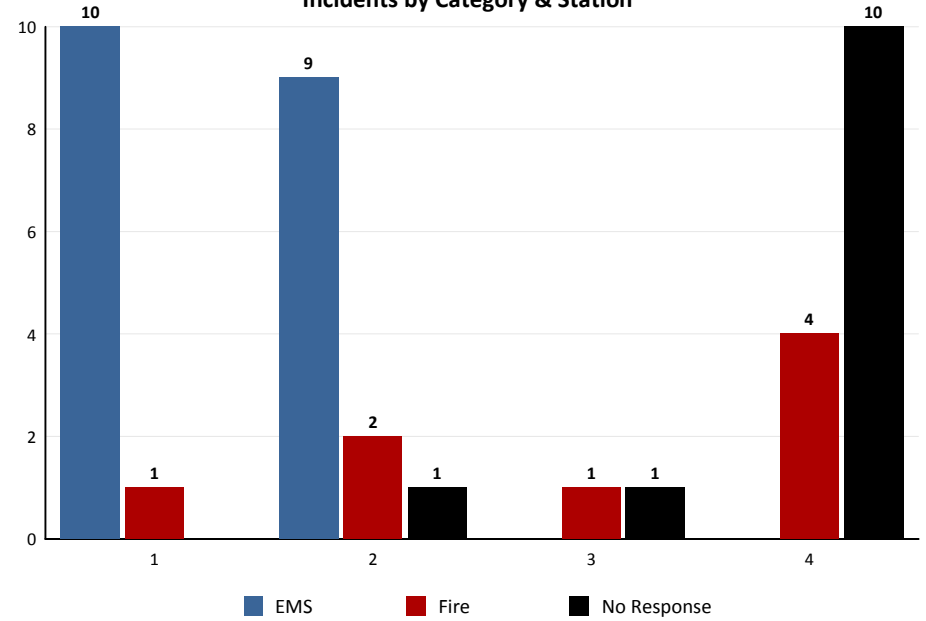
Date Range: 10/1/2016 - 10/31/2016



**Total Incidents by Station**



**Incidents by Category & Station**



Station	Average Response Time (Mins)	Average # Personnel	Average # Apparatus
1	5.64	2.91	1.27
2	11.45	2.67	1.17
3	0.00	3.00	1.50
4	4.75	3.21	1.29